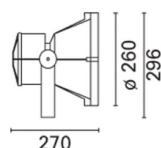


Last information update: January 2025

**Product configuration: 6143+L337**

6143: Floodlight70W HIT G12electronicAsymmetrical Longitudinal (AL) optic

**Product code**

6143: Floodlight70W HIT G12electronicAsymmetrical Longitudinal (AL) optic

**Technical description**

Direct light luminaire designed to use HIT metal halide lamps, with Asymmetrical Longitudinal optic. Can be installed at ground level, on walls (using screw anchors) and on pole mounting systems. Consists of an optical assembly and bracket. The optical assembly and frame are made of aluminium alloy coated with liquid acrylic paint with a high level of weather and UV ray resistance. The frame is fastened to the optical assembly by captive screws and a stainless steel retaining cable. Slots in the frame allow rainwater drainage. The 4 mm thick colourless transparent tempered sodium-calcium closing glass is fitted with a 50-60 Shore A silicone seal. The glass+seal assembly is fixed to the frame using silicone. The reflector is made of 99.93% super-pure aluminium. The ballast holding plate is made of plastic, whilst the box and rear cover are painted aluminium alloy. Complete with spacers and captive screws. The floodlight can be adjusted  $\pm 115^\circ$  in the vertical plane using a painted steel bracket, with a graduated scale showing  $10^\circ$  steps and mechanical stops to guarantee stable aiming of the beam of light. Horizontal aiming is performed using the holes and slots in the bracket. Access to the optical assembly is simpler thanks to a nickel-plated brass decompression valve which eliminates the product internal vacuum. Set up for pass-through wiring using a double M24x1.5 nickel-plated brass cable gland (suitable for cables with 7-16mm diameter). All external screws used are made of A2 stainless steel and are of the captive type. The luminaire technical characteristics conform to EN60598-1 standards and particular requirements.

**Installation**

The luminaire can be installed at ground level or on walls using the supporting bracket fixed with screw anchors (Fisher type or similar). It can also be installed in the Multiwoody and Citywoody pole system.

**Colour**

Grey (15)

**Mounting**

wall arm|wall surface|ground anchored|free standing

**Wiring**

Control gear complete with electronic ballast and quick-coupling terminals.

**Notes**

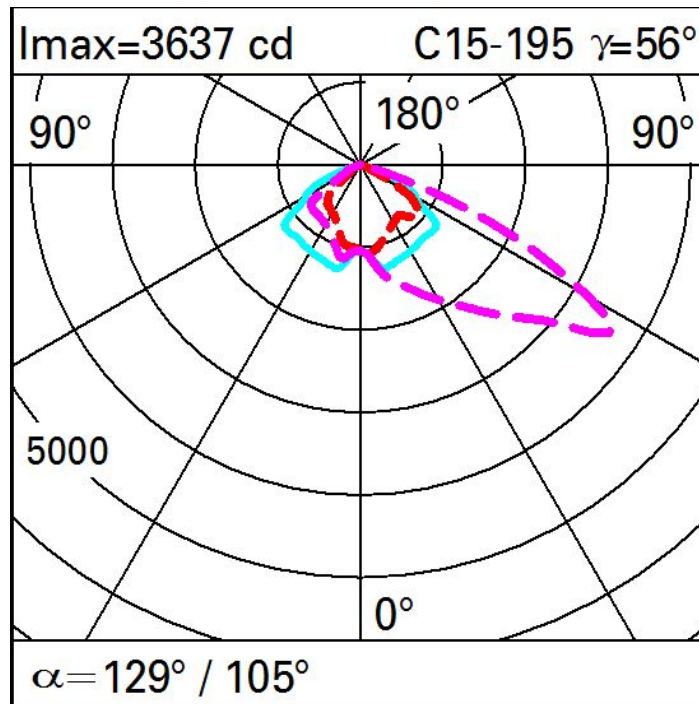
Accessories available: visor, directional flaps, spill-ring for visual comfort, protective grille and floor anchor plate.

Complies with EN60598-1 and pertinent regulations

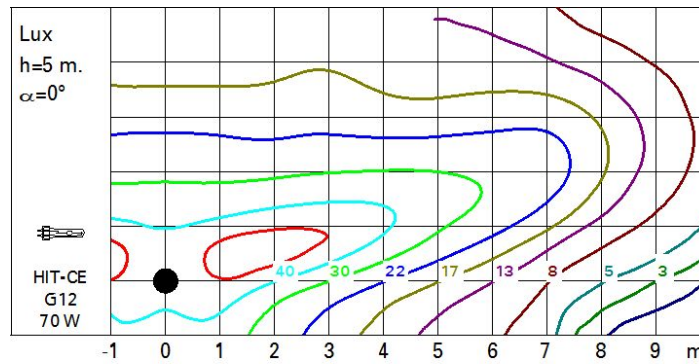
**Technical data**

Im system:	3900	Colour temperature [K]:	4200
W system:	78	Voltage [Vin]:	230
Im source:	6800	Lamp code:	L337
W source:	70	Socket:	G12
Luminous efficiency (lm/W, real value):	50	Number of lamps for optical assembly:	1
Im in emergency mode:	-	ZVEI Code:	HIT-CE
Total light flux at or above an angle of $90^\circ$ [Lm]:	0	Number of optical assemblies:	1
Light Output Ratio (L.O.R.) [%]:	57	Intervall temperatura ambiente:	from $-20^\circ\text{C}$ to $+35^\circ\text{C}$ .
CRI (minimum):	94		

# Polar



# Isolux



# Illuminances

