

## Laser Blade


Design iGuzzini

iGuzzini

Last information update: March 2025

### Product configuration: EK54.43

EK54.43: 5 - cell Recessed luminaire - LED - Warm white - Incorporated DALI dimmable power supply - Flood optic - 12.7W 850.5lm  
- 2700K - CRI 90 - Black / Black



### Product code

EK54.43: 5 - cell Recessed luminaire - LED - Warm white - Incorporated DALI dimmable power supply - Flood optic - 12.7W 850.5lm  
- 2700K - CRI 90 - Black / Black

### Technical description

rectangular miniaturised recessed luminaire with 5 optical elements with LED lamps - fixed optics - flood beam angle. Main body with die-cast aluminium radiant surface, version with perimeter surface frame. Metallised thermoplastic high definition optics, integrated in a rear position in the black anti-glare screen; the structure of the optical system prevents a pinpoint effect, allowing precise, circular light distribution and emission with controlled glare. Supplied with DALI dimmable electronic control gear connected to the luminaire. Warm white high colour rendering LED.

### Installation

recessed with steel wire springs for false ceilings from 1 to 25 mm thick - preparation hole 37 x 141

### Colour

Black / Black (43)

### Weight (Kg)

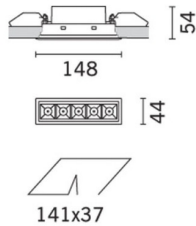
0.3

### Mounting

wall recessed|ceiling recessed

### Wiring

on control gear box; screw connections with terminal block included



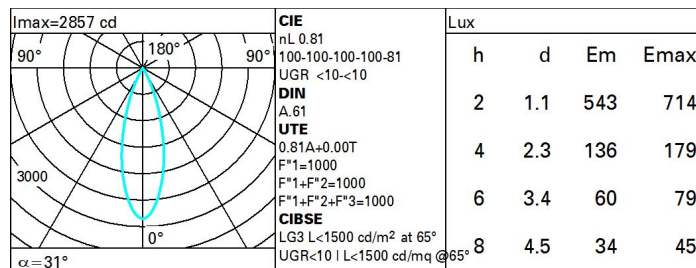
Complies with EN60598-1 and pertinent regulations



### Technical data

lm system:	851	CRI (typical):	92
W system:	12.7	Colour temperature [K]:	2700
lm source:	1050	MacAdam Step:	3
W source:	9.9	Life Time LED 1:	> 50,000h - L90 - B10 (Ta 25°C)
Luminous efficiency (lm/W, real value):	67	Lamp code:	LED
lm in emergency mode:	-	Number of lamps for optical assembly:	1
Total light flux at or above an angle of 90° [Lm]:	0	ZVEI Code:	LED
Light Output Ratio (L.O.R.) [%]:	81	Number of optical assemblies:	1
Beam angle [°]:	32°	Control:	DALI-2
CRI (minimum):	90		

### Polar



# Utilisation factors

R	77	75	73	71	55	53	33	00	DRR
K0.8	73	70	67	65	69	66	66	64	78
1.0	76	73	71	69	72	70	70	67	83
1.5	80	78	76	74	77	75	74	72	89
2.0	83	81	79	78	80	78	78	75	93
2.5	84	83	82	81	82	81	80	78	96
3.0	85	84	83	83	83	82	81	79	98
4.0	86	85	85	84	84	84	82	81	99
5.0	87	86	86	86	85	84	83	81	100

# UGR diagram

Corrected UGR values (at 1050 lm bare lamp luminous flux)											
Reflect.:		viewed crosswise					viewed endwise				
ceiling		0.70	0.70	0.50	0.50	0.30	0.70	0.70	0.50	0.50	0.30
walls		0.50	0.30	0.50	0.30	0.30	0.50	0.30	0.50	0.30	0.30
work pl.		0.20	0.20	0.20	0.20	0.20	0.20	0.20	0.20	0.20	0.20
Room dim											
x	y										
2H	2H	-8.0	-7.5	-7.7	-7.2	-7.0	-8.0	-7.5	-7.7	-7.2	-7.0
	3H	-8.1	-7.6	-7.8	-7.4	-7.1	-8.1	-7.6	-7.8	-7.4	-7.1
	4H	-8.2	-7.7	-7.8	-7.4	-7.1	-8.2	-7.7	-7.8	-7.4	-7.2
	6H	-8.2	-7.8	-7.9	-7.5	-7.2	-8.3	-7.8	-7.9	-7.5	-7.2
	8H	-8.3	-7.9	-7.9	-7.6	-7.2	-8.3	-7.9	-7.9	-7.6	-7.2
	12H	-8.3	-7.9	-7.9	-7.6	-7.2	-8.3	-8.0	-8.0	-7.6	-7.3
4H	2H	-8.2	-7.7	-7.8	-7.4	-7.2	-8.2	-7.7	-7.8	-7.4	-7.1
	3H	-8.3	-7.9	-8.0	-7.6	-7.3	-8.3	-7.9	-7.9	-7.6	-7.3
	4H	-8.4	-8.1	-8.0	-7.7	-7.3	-8.4	-8.1	-8.0	-7.7	-7.3
	6H	-8.5	-8.2	-8.1	-7.8	-7.4	-8.5	-8.2	-8.1	-7.8	-7.4
	8H	-8.5	-8.3	-8.1	-7.8	-7.4	-8.5	-8.3	-8.1	-7.9	-7.4
	12H	-8.6	-8.3	-8.1	-7.9	-7.4	-8.6	-8.4	-8.1	-7.9	-7.5
8H	4H	-8.5	-8.3	-8.1	-7.9	-7.4	-8.5	-8.3	-8.1	-7.8	-7.4
	6H	-8.6	-8.4	-8.2	-8.0	-7.5	-8.6	-8.4	-8.1	-7.9	-7.5
	8H	-8.7	-8.5	-8.2	-8.0	-7.5	-8.7	-8.5	-8.2	-8.0	-7.5
	12H	-8.7	-8.5	-8.2	-8.0	-7.5	-8.7	-8.5	-8.2	-8.1	-7.5
12H	4H	-8.6	-8.4	-8.1	-7.9	-7.5	-8.6	-8.3	-8.1	-7.9	-7.4
	6H	-8.7	-8.5	-8.2	-8.0	-7.5	-8.6	-8.4	-8.2	-8.0	-7.5
	8H	-8.7	-8.5	-8.2	-8.1	-7.5	-8.7	-8.5	-8.2	-8.0	-7.5
Variations with the observer position at spacing:											
S =		1.0H	6.7 / -11.6				6.7 / -11.6				
		1.5H	9.6 / -12.2				9.6 / -12.2				
		2.0H	11.5 / -12.6				11.5 / -12.6				