

Laser Blade


Design iGuzzini

iGuzzini

Last information update: March 2025

Product configuration: EK64.83

EK64.83: 15 - cell Recessed luminaire - LED - Neutral white Flood optic - Transparent/Black



Product code

EK64.83: 15 - cell Recessed luminaire - LED - Neutral white Flood optic - Transparent/Black

Technical description

rectangular miniaturised recessed luminaire with 15 optical elements with LED lamps - fixed optics - flood beam angle. Main body with die-cast aluminium radiant surface, version with perimeter surface frame. Metallised thermoplastic high definition optics, integrated in a rear position in the black anti-glare screen; the structure of the optical system prevents a pinpoint effect, allowing precise, circular light distribution and emission with controlled glare. Supplied with DALI dimmable electronic control gear connected to the luminaire. Neutral white LED.

Installation

recessed with steel wire springs for false ceilings from 1 to 25 mm thick - preparation hole 37 x 406

Colour

Black Transparent (83)

Weight (Kg)

0.86

Mounting

wall recessed/ceiling recessed

Wiring

on control gear box with quick-coupling connections

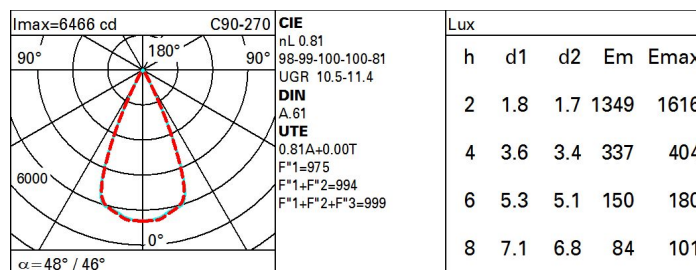
Complies with EN60598-1 and pertinent regulations



Technical data

Im system:	3645	CRI (typical):	82
W system:	33.5	Colour temperature [K]:	4000
Im source:	4500	MacAdam Step:	3
W source:	30	Life Time LED 1:	> 50,000h - L90 - B10 (Ta 25°C)
Luminous efficiency (Im/W, real value):	108.8	Lamp code:	LED
Im in emergency mode:	-	Number of lamps for optical assembly:	1
Total light flux at or above an angle of 90° [Lm]:	0	ZVEI Code:	LED
Light Output Ratio (L.O.R.) [%]:	81	Number of optical assemblies:	1
Beam angle [°]:	48° / 46°	Control:	DALI-2
CRI (minimum):	80		

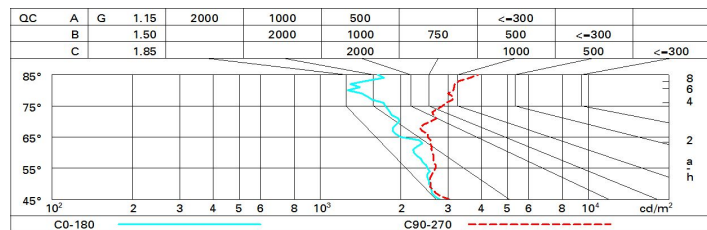
Polar



Utilisation factors

R	77	75	73	71	55	53	33	00	DRR
K0.8	72	68	66	63	68	65	65	62	77
1.0	76	72	69	68	71	69	69	66	81
1.5	80	77	75	73	76	74	73	71	87
2.0	82	80	79	77	79	78	77	74	92
2.5	84	82	81	80	81	80	79	77	95
3.0	85	84	83	82	82	82	81	79	97
4.0	86	85	84	84	84	83	82	80	99
5.0	86	86	85	85	84	84	83	81	100

Luminance curve limit



UGR diagram

Corrected UGR values (at 4500 lm bare lamp luminous flux)											
Reflect.: ceiling/cav walls work pl. Room dim x y		viewed crosswise					viewed endwise				
2H	2H	10.0	10.5	10.2	10.7	10.9	10.5	11.0	10.8	11.3	11.5
	3H	10.1	10.5	10.4	10.8	11.1	10.6	11.0	10.9	11.3	11.6
	4H	10.1	10.6	10.5	10.8	11.1	10.6	11.0	10.9	11.3	11.6
	6H	10.2	10.5	10.5	10.9	11.2	10.5	10.9	10.9	11.2	11.5
	8H	10.1	10.5	10.5	10.9	11.2	10.5	10.9	10.8	11.2	11.5
	12H	10.1	10.5	10.5	10.8	11.2	10.5	10.8	10.8	11.2	11.5
4H	2H	10.0	10.5	10.4	10.7	11.0	11.0	11.4	11.3	11.7	12.0
	3H	10.3	10.6	10.6	11.0	11.3	11.2	11.6	11.6	11.9	12.3
	4H	10.4	10.7	10.8	11.1	11.5	11.3	11.7	11.7	12.0	12.4
	6H	10.5	10.7	10.9	11.1	11.6	11.4	11.7	11.8	12.0	12.5
	8H	10.5	10.7	10.9	11.1	11.6	11.4	11.6	11.8	12.0	12.5
	12H	10.5	10.7	10.9	11.1	11.6	11.3	11.6	11.8	12.0	12.4
8H	4H	10.4	10.7	10.9	11.1	11.6	11.8	12.1	12.2	12.5	12.9
	6H	10.6	10.8	11.0	11.2	11.7	12.0	12.2	12.4	12.6	13.1
	8H	10.6	10.8	11.1	11.3	11.7	12.0	12.2	12.5	12.7	13.2
	12H	10.6	10.8	11.1	11.3	11.8	12.0	12.2	12.5	12.7	13.2
12H	4H	10.4	10.7	10.9	11.1	11.6	11.9	12.2	12.4	12.6	13.1
	6H	10.6	10.8	11.1	11.2	11.7	12.2	12.4	12.7	12.8	13.3
	8H	10.6	10.8	11.1	11.3	11.8	12.3	12.4	12.8	12.9	13.4
Variations with the observer position at spacing:											
S =		1.0H					2.8 / -2.7				
		1.5H					4.7 / -3.1				
		2.0H					6.5 / -3.8				
							1.7 / -1.8				
							3.2 / -2.0				
							4.8 / -2.5				