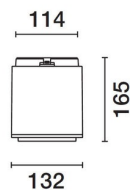


Last information update: October 2024

Product configuration: EQ08

EQ08: Outdoor ceiling-mounted luminaire - Warm White LED - On/Off - Flood optic

**Product code**

EQ08: Outdoor ceiling-mounted luminaire - Warm White LED - On/Off - Flood optic

Technical description

Ceiling-mounted luminaire designed to use Warm White LED lamps with a Flood optic. The luminaire consists of an optical assembly/component-holding box and base for ceiling-mounting. The optical assembly, front frame, rear door and ceiling-mount base are made of die-cast aluminium alloy painted with a smooth finish (grey RAL 9007) or a textured finish (white RAL 9016). The painting process includes a multi-step, pre-treatment process, in which the main phases are degreasing, fluorozirconation (a protective surface film) and sealing (with a nano-structured silane layer). The next painting stage consists of a primer and a liquid acrylic paint, cured at 150°C, with a high level of weather and UV ray resistance. The tempered sodium-calcium glass cover has customised serigraphy, is 5mm thick, and joined to the frame with silicone. The frame is fastened to the optical assembly by two M5 AISI 304 stainless steel captive screws and a steel safety cable. The product comes complete with a Warm White colour, monochrome LED circuit, an optic with a 99.93% pure aluminium Opti Beam Reflector reflector with a polished, anodized surface and built-in electronic ballast. The component-holding box, in the rear of the luminaire, is set up to hold the control gear, which is fixed with captive screws on a galvanised steel pull-out plate. The control gear can be accessed via the ceiling-mounting base with quick-connecting system and the rear door made of painted aluminium alloy, fixed to the product body with four M5 AISI 304 stainless steel captive screws. A galvanised steel safety cable secures the upper base to the product. The internal silicone seals guarantee watertightness IP66h Set up for pass-through wiring using two (PG 11) nickel-plated brass cable glands, designed for cables with diameters between 6.5 and 11 mm. The connection to the mains is made using a 3-pole terminal block with a quick-coupling system. Cables with quick-coupling terminals connect the terminal block and the control gear. All external screws used are made of A2 stainless steel. The luminaire technical characteristics conform to EN60598-1 standards and particular requirements.

Installation

Ceiling-mounted using the special base. Secure using screw anchors for concrete, cement and solid brick.

Colour

White (01) | Black (04) | Grey (15) | Rust Brown (F5)

Weight (Kg)

3.2

Mounting

ceiling surface/free standing

Wiring

Luminaire fitted with On/Off control gear.

Notes

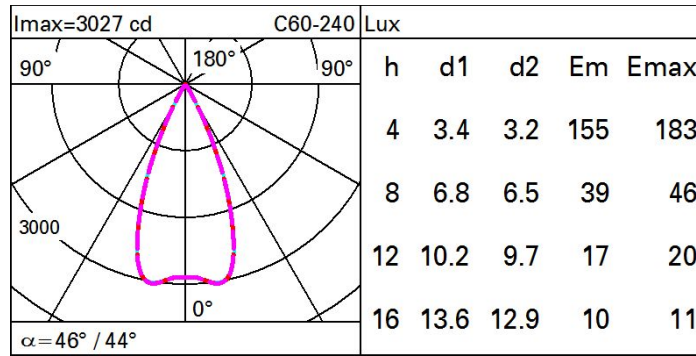
Overvoltage protection: 3KV Common Mode and 2KV Differential Mode (we recommend using the X495 item code).

Complies with EN60598-1 and pertinent regulations

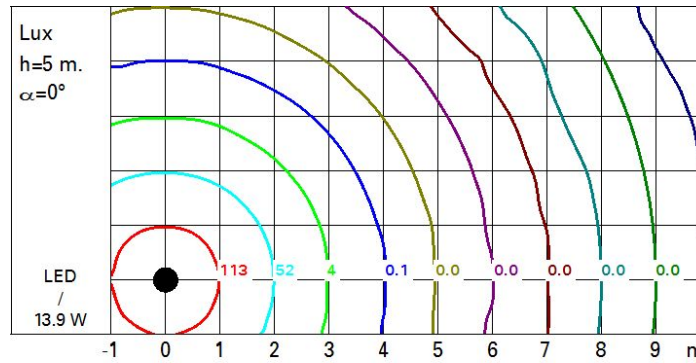
**Technical data**

Im system:	1507	Life Time LED 2:	100,000h - L90 - B10 (Ta 40°C)
W system:	13.9	Voltage [Vin]:	230
Im source:	1860	Lamp code:	LED
W source:	12	Number of lamps for optical assembly:	1
Luminous efficiency (lm/W, real value):	108.4	ZVEI Code:	LED
Im in emergency mode:	-	Number of optical assemblies:	1
Total light flux at or above an angle of 90° [Lm]:	0	Intervallo temperatura ambiente:	from -25°C to 50°C.
Light Output Ratio (L.O.R.) [%]:	81	Power factor:	See installation instructions
Beam angle [°]:	44°	Inrush current:	5 A / 50 µs
CRI (minimum):	80	Maximum number of luminaires of this type per miniature circuit breaker:	B10A: 31 luminaires B16A: 50 luminaires C10A: 52 luminaires C16A: 85 luminaires
Colour temperature [K]:	3000	Overvoltage protection:	4kV Common mode & 2kV Differential mode
MacAdam Step:	2	Control:	On/off
Life Time LED 1:	100,000h - L90 - B10 (Ta 25°C)		

Polar



Isolux



UGR diagram

Corrected UGR values (at 1800 lm bare lamp luminous flux)											
Reflect.:		viewed crosswise					viewed endwise				
ceiling	cav	0.70	0.70	0.50	0.50	0.30	0.70	0.70	0.50	0.50	0.30
walls		0.50	0.30	0.50	0.30	0.30	0.50	0.30	0.50	0.30	0.30
work pl.		0.20	0.20	0.20	0.20	0.20	0.20	0.20	0.20	0.20	0.20
Room dim		viewed crosswise					viewed endwise				
x	y										
2H	2H	-0.7	-0.1	-0.4	0.1	0.4	-0.7	-0.2	-0.5	0.1	0.3
	3H	-0.8	-0.3	-0.5	-0.0	0.3	-0.9	-0.4	-0.6	-0.1	0.2
	4H	-0.9	-0.4	-0.5	-0.1	0.2	-0.9	-0.5	-0.6	-0.2	0.1
	6H	-0.9	-0.5	-0.6	-0.2	0.1	-1.0	-0.6	-0.7	-0.3	0.1
	8H	-1.0	-0.6	-0.6	-0.2	0.1	-1.0	-0.6	-0.7	-0.3	0.0
	12H	-1.0	-0.6	-0.6	-0.3	0.1	-1.1	-0.7	-0.7	-0.3	0.0
4H	2H	-0.9	-0.4	-0.5	-0.1	0.2	-0.9	-0.5	-0.6	-0.2	0.1
	3H	-1.0	-0.6	-0.6	-0.3	0.1	-1.1	-0.7	-0.7	-0.3	0.0
	4H	-1.1	-0.7	-0.7	-0.4	0.0	-1.2	-0.8	-0.8	-0.5	-0.1
	6H	-1.2	-0.9	-0.8	-0.5	-0.1	-1.3	-0.9	-0.8	-0.6	-0.1
	8H	-1.2	-0.9	-0.8	-0.5	-0.1	-1.3	-1.0	-0.9	-0.6	-0.2
	12H	-1.3	-1.0	-0.8	-0.6	-0.1	-1.4	-1.1	-0.9	-0.7	-0.2
8H	4H	-1.2	-0.9	-0.8	-0.5	-0.1	-1.3	-1.0	-0.9	-0.6	-0.2
	6H	-1.3	-1.1	-0.9	-0.6	-0.2	-1.4	-1.2	-0.9	-0.7	-0.2
	8H	-1.4	-1.2	-0.9	-0.7	-0.2	-1.5	-1.3	-1.0	-0.8	-0.3
	12H	-1.4	-1.3	-0.9	-0.8	-0.3	-1.5	-1.3	-1.0	-0.8	-0.3
12H	4H	-1.3	-1.0	-0.8	-0.6	-0.1	-1.4	-1.1	-0.9	-0.7	-0.2
	6H	-1.4	-1.2	-0.9	-0.7	-0.2	-1.5	-1.3	-1.0	-0.8	-0.3
	8H	-1.4	-1.3	-0.9	-0.8	-0.3	-1.5	-1.3	-1.0	-0.8	-0.3
Variations with the observer position at spacing:											
S =		1.0H	7.0	-16.1			7.0	-16.0			
		1.5H	9.8	-16.9			9.8	-16.6			
		2.0H	11.8	-20.9			11.8	-20.5			