

## Laser Blade


Design iGuzzini

iGuzzini

Last information update: March 2025

**Product configuration: MK55.D8**

MK55.D8: 15 - cell Recessed luminaire - LED - Neutral white Flood optic - 33W 2529.4lm - 4000K - CRI 95 - White Transparent



## Product code

MK55.D8: 15 - cell Recessed luminaire - LED - Neutral white Flood optic - 33W 2529.4lm - 4000K - CRI 95 - White Transparent

### Technical description

rectangular miniaturised recessed luminaire with 15 optical elements with LED lamps - fixed optics - flood beam angle. Main body with die-cast aluminium radiant surface, version with perimeter surface frame. Metallised thermoplastic high definition optics, integrated in a rear position in the black anti-glare screen; the structure of the optical system prevents a pinpoint effect, allowing precise, circular light distribution and emission with controlled glare . Supplied with DALI dimmable electronic control gear connected to the luminaire. Neutral white high colour rendering LED.

## Installation

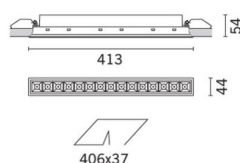
recessed with steel wire springs for false ceilings from 1 to 25 mm thick - preparation hole 37 x 406

**Colour**

White Transparent (D8)

## Weight (Kg)

0.86



## Mounting

mounting  
wall recessed/ceiling recessed

## Wiring

**Wiring**  
on control gear box with quick-coupling connections

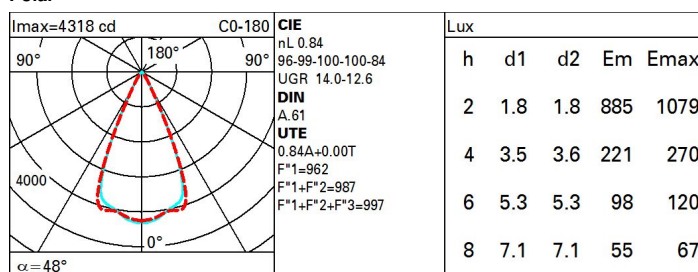
Complies with EN60598-1 and pertinent regulations



## Technical data

Im system:	2562	CRI (typical):	97
W system:	35	Colour temperature [K]:	4000
Im source:	3050	MacAdam Step:	3
W source:	31	Life Time LED 1:	50,000h - L90 - B10 (Ta 25°C)
Luminous efficiency (Im/W, real value):	73.2	Lamp code:	LED
Im in emergency mode:	-	Number of lamps for optical assembly:	1
Total light flux at or above an angle of 90° [Lm]:	0	ZVEI Code:	LED
Light Output Ratio (L.O.R.) [%]:	84	Number of optical assemblies:	1
Beam angle [°]:	48°	Control:	DALI-2
CRI (minimum):	95		

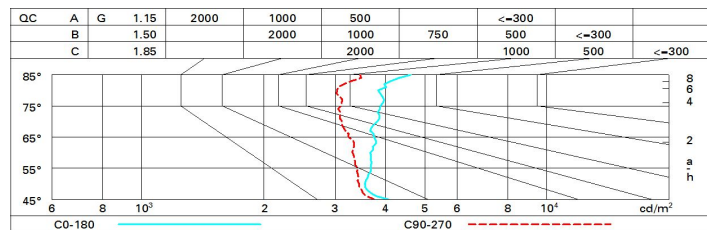
## Polar



# Utilisation factors

R	77	75	73	71	55	53	33	00	DRR
K0.8	74	70	67	65	69	67	66	64	76
1.0	78	74	71	69	73	71	70	68	80
1.5	82	79	77	75	78	76	75	73	87
2.0	85	83	81	80	82	80	79	77	91
2.5	87	85	84	82	84	82	82	79	94
3.0	88	87	85	85	85	84	83	81	96
4.0	89	88	87	87	86	86	85	82	98
5.0	89	89	88	88	87	87	85	83	99

# Luminance curve limit



# UGR diagram

Corrected UGR values (at 3050 lm bare lamp luminous flux)											
Reflect.: ceiling/cav walls work pl. Room dim x y		viewed crosswise					viewed endwise				
		0.70	0.70	0.50	0.50	0.30	0.70	0.70	0.50	0.50	0.30
		0.50	0.30	0.50	0.30	0.30	0.50	0.30	0.50	0.30	0.30
		0.20	0.20	0.20	0.20	0.20	0.20	0.20	0.20	0.20	0.20
2H	2H	11.8	12.3	12.1	12.5	12.8	11.2	11.8	11.5	12.0	12.2
	3H	12.4	12.9	12.7	13.1	13.4	11.4	11.8	11.7	12.1	12.4
	4H	12.7	13.2	13.1	13.5	13.8	11.4	11.9	11.7	12.1	12.4
	6H	13.1	13.5	13.4	13.8	14.1	11.4	11.8	11.8	12.1	12.5
	8H	13.2	13.6	13.5	13.9	14.2	11.4	11.8	11.8	12.1	12.5
	12H	13.3	13.7	13.7	14.0	14.4	11.4	11.8	11.8	12.1	12.5
4H	2H	11.9	12.4	12.2	12.6	12.9	11.9	12.4	12.3	12.7	13.0
	3H	12.7	13.1	13.1	13.5	13.8	12.3	12.7	12.6	13.0	13.3
	4H	13.3	13.7	13.7	14.0	14.4	12.4	12.8	12.8	13.1	13.5
	6H	13.8	14.1	14.2	14.5	14.9	12.5	12.9	13.0	13.2	13.7
	8H	14.0	14.2	14.4	14.7	15.1	12.6	12.9	13.0	13.3	13.7
	12H	14.1	14.4	14.6	14.8	15.3	12.6	12.9	13.1	13.3	13.7
8H	4H	13.4	13.7	13.9	14.1	14.5	12.9	13.2	13.4	13.6	14.1
	6H	14.0	14.3	14.5	14.7	15.2	13.2	13.4	13.7	13.9	14.3
	8H	14.3	14.5	14.8	15.0	15.5	13.3	13.5	13.8	14.0	14.5
	12H	14.6	14.7	15.1	15.2	15.7	13.4	13.6	13.9	14.1	14.6
12H	4H	13.4	13.7	13.9	14.1	14.5	13.1	13.3	13.5	13.8	14.2
	6H	14.0	14.2	14.5	14.7	15.2	13.4	13.6	13.9	14.0	14.5
	8H	14.3	14.5	14.8	15.0	15.5	13.5	13.7	14.0	14.2	14.7
Variations with the observer position at spacing:											
S =	1.0H	1.5 / -1.0					2.0 / -1.2				
	1.5H	3.0 / -1.2					3.7 / -1.5				
	2.0H	4.5 / -1.5					5.3 / -1.7				