

Last information update: November 2024

Product configuration: N365+N372.04

N365: Initial module L 3602Frame

N372.04: Plate - wall washer - DALI - LED neutral - L 1196 - 17W 3100lm - 4000K - Black



Product code

N365: Initial module L 3602Frame

Technical description

Frame version extruded aluminium initial profile with contact frame; a triple length version designed to house 3 x Wall Washer emission LED plates.

Installation

Recessed using the brackets on the profile. The initial modules can be used individually if completed with accessory caps and the required LED module.

Colour

White (01)

Weight (Kg)

8

Mounting

ceiling recessed


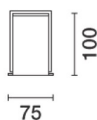
Wiring

The initial profile is supplied with pass-through wiring for continuous lines. Quick coupling terminal blocks for easier luminaire installation. Set up to house the LED modules required by the system.

Notes

Take care with the system configuration. To make continuous lines of lighting, use the intermediate modules. To complete a continuous line correctly there must always be an initial module at the start or end of the composition.

Complies with EN60598-1 and pertinent regulations



Product code

N372.04: Plate - wall washer - DALI - LED neutral - L 1196 - 17W 3100lm - 4000K - Black

Technical description

LED module set up for housing in iN60 Wall Washer system initial or intermediate profiles. Extruded aluminium heat sink linear element, formally designed to house the exclusive asymmetric optic system that generates an even and effective wall washer emission. Linear PMMA screen combined with a special acrylic film; anodised aluminium main beam reflector and side reflectors. Supplied with integrated dimmable DALI control gear. Neutral white LED.

Installation

Module insertion on profiles with a mechanical easy-push system (steel snap-on spring).

Colour

Black (04)

Weight (Kg)

1.94

Mounting

ceiling recessed|ceiling surface|ceiling pendant

Wiring

Quick coupling terminal block connection for simplified luminaire installation. LED module complete with integrated DALI control gear. Dimming options with DALI devices or a normally open (N.O.) pushbutton (PUSH DIM)

Notes

The module houses the specific optic system for wall washer emission; to ensure correct installation consult the instruction leaflet.

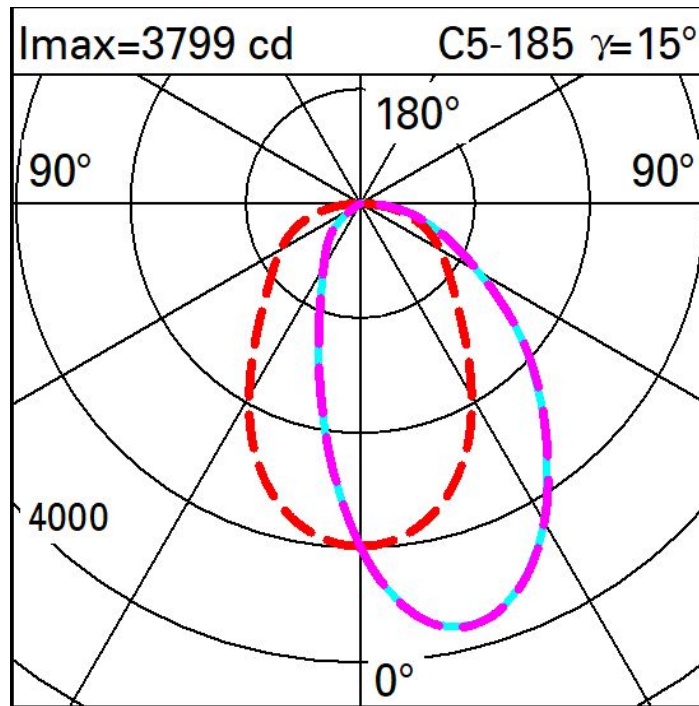
Complies with EN60598-1 and pertinent regulations



Technical data

lm system:	5643	CRI (minimum):	80
W system:	62.3	Colour temperature [K]:	4000
lm source:	9250	MacAdam Step:	3
W source:	51	Life Time LED 1:	> 50,000h - L90 - B10 (Ta 25°C)
Luminous efficiency (lm/W, real value):	90.6	Lamp code:	LED
lm in emergency mode:	-	Number of lamps for optical assembly:	1
Total light flux at or above an angle of 90° [Lm]:	1	ZVEI Code:	LED
Light Output Ratio (L.O.R.) [%]:	61	Number of optical assemblies:	1

Polar



Illuminances

Lux													Wall distance = 1m	
3														
	18	37	81	191	451	679	451	191	81	37	18			
2	27	50	103	243	568	774	568	243	103	50	27			
	29	53	109	242	422	521	422	242	109	53	29			
1	30	53	102	187	277	323	277	187	102	53	30			
	29	51	87	134	176	197	176	134	87	51	29			
0														
	m	-2	-1	0	1	2	3							