

**Product configuration: P135.43**

P135.43: 15 - cell Recessed luminaire - LED - Warm white spot - Black/Black



P135.43: 15 - cell Recessed luminaire - LED - Warm white spot - Black/Black

### Technical description

rectangular miniaturised recessed luminaire with 15 optical elements with LED lamps - fixed optics - spot beam angle. Main body with die-cast aluminium radiant surface, version with perimeter surface frame. Metallised thermoplastic high definition optics, integrated in a rear position in the black anti-glare screen; the structure of the optical system prevents a pinpoint effect, allowing precise, circular light distribution and emission with controlled glare . Supplied with DALI dimmable electronic control gear connected to the luminaire. Warm white LED.

## Installation

recessed with steel wire springs for false ceilings from 1 to 25 mm thick - preparation hole 37 x 406

**Colour**  
Black / Black (43)


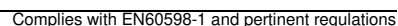
**Weight (Kg)**  
0.86

## Mounting

mounting  
wall recessed/ceiling recessed

## Wiring

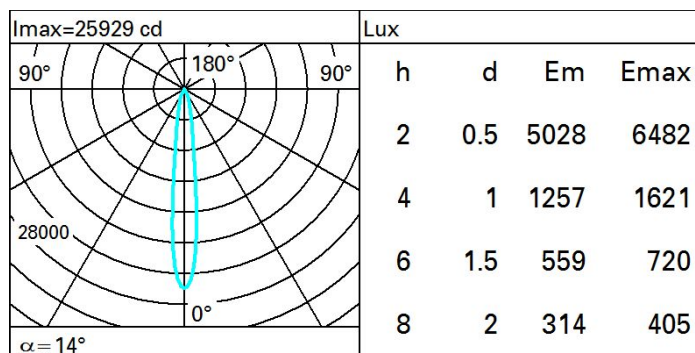
on control gear box with quick-coupling connections



## Technical data

lm system:	2706	CRI (typical):	92
W system:	33.5	Colour temperature [K]:	3000
lm source:	3300	MacAdam Step:	3
W source:	30	Life Time LED 1:	> 50,000h - L90 - B10 (Ta 25°C)
Luminous efficiency (lm/W, real value):	80.8	Lamp code:	LED
lm in emergency mode:	-	Number of lamps for optical assembly:	1
Total light flux at or above an angle of 90° [Lm]:	0	ZVEI Code:	LED
Light Output Ratio (L.O.R.) [%]:	82	Number of optical assemblies:	1
Beam angle [°]:	14°	Control:	DALI-2
CRI (minimum):	90		

## Polar



Utilisation factors

R	77	75	73	71	55	53	33	00	DRR
K0.8	74	70	68	66	70	67	67	64	78
1.0	77	74	72	70	73	71	71	68	83
1.5	81	79	77	75	78	76	75	73	89
2.0	84	82	80	79	81	79	78	76	93
2.5	85	84	83	82	83	82	81	79	96
3.0	86	85	84	84	84	83	82	80	98
4.0	87	86	86	85	85	85	83	82	99
5.0	88	87	87	87	86	85	84	82	100

---