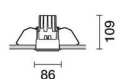



Last information update: October 2024

**Product configuration: P960.47**

P960.47: Frame recessed luminaire - Warm White LED - Wall Washer - DALI - White/Black

**Product code**

P960.47: Frame recessed luminaire - Warm White LED - Wall Washer - DALI - White/Black

**Technical description**

Recessed luminaire with wall washer fixed optic for warm white LED with high colour rendering index. Passive cooling system. Luminaire body with die-cast radiant aluminium surface; version with perimeter stop frame. Special asymmetrical optical systems for defined light distribution on the wall with no shadow areas. Reflector - flow recuperator in superpure aluminium, diffuser - PMMA refractor, thermoplastic containment structure. Supplied with DALI dimmable power supply unit connected to the luminaire.

**Installation**

Recessed with anti-fall steel wire springs - 1 mm minimum thickness of false ceiling - recess opening 75 x 75 mm. To ensure proper lighting of walls, check distances and centre to centre distances on the instructions sheet.

**Colour**

Black / White (47)

**Weight (Kg)**

0.5

**Mounting**

wall recessed|ceiling recessed

**Wiring**

Quick-fit power supply connection to terminal block - Digital electronic wiring enables dimming with DALI or TOUCH DIM systems.

Complies with EN60598-1 and pertinent regulations

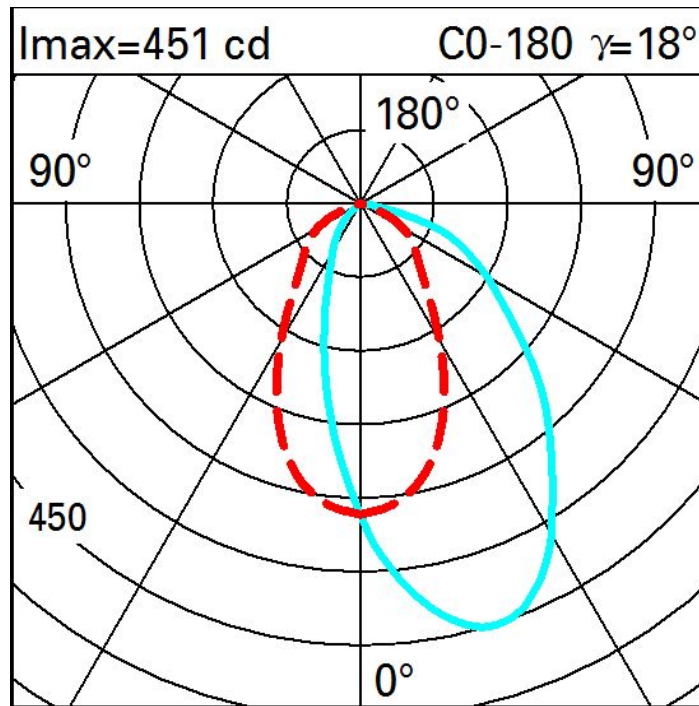


On the visible part of the product once installed

**Technical data**

Im system:	540	Life Time LED 1:	> 50,000h - L90 - B10 (Ta 25°C)
W system:	10.6	Voltage [Vin]:	230
Im source:	1150	Lamp code:	LED
W source:	8.3	Number of lamps for optical assembly:	1
Luminous efficiency (lm/W, real value):	51	ZVEI Code:	LED
Im in emergency mode:	-	Number of optical assemblies:	1
Total light flux at or above an angle of 90° [Lm]:	0	Power factor:	See installation instructions
Light Output Ratio (L.O.R.) [%]:	47	Inrush current:	16 A / 220 µs
CRI (minimum):	90	Maximum number of luminaires of this type per miniature circuit breaker:	B10A: 15 luminaires B16A: 24 luminaires C10A: 24 luminaires C16A: 40 luminaires
Colour temperature [K]:	3000	Overvoltage protection:	2kV Common mode & 1kV Differential mode
MacAdam Step:	2	Control:	DALI-2

Polar



Illuminances

Lux											
						Wall distance = 1m					
3											
	0.4	1	5	18	58	89	58	18	5	1	0.4
2	2	4	10	24	61	92	61	24	10	4	2
	2	5	9	22	47	63	47	22	9	5	2
1	2	4	8	19	32	39	32	19	8	4	2
	2	4	8	14	21	24	21	14	8	4	2
0											
	m	-2	-1	0	1	2	3				