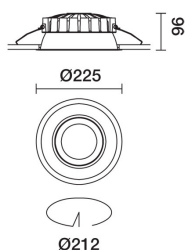
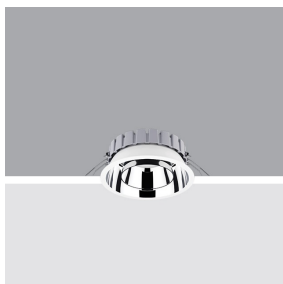


Last information update: April 2025

**Product configuration: QG08.39**

QG08.39: Ø 225 mm - warm white - DALI - UGR&lt;19 - 36.7W 3738lm - 3000K - CRI 90 - White / Aluminium

**Product code**

QG08.39: Ø 225 mm - warm white - DALI - UGR&lt;19 - 36.7W 3738lm - 3000K - CRI 90 - White / Aluminium

**Technical description**

Round fixed luminaire designed to use LED lamps with C.o.B. technology. Version with rim for surface-mounting. Reflector vacuum-metallised with aluminium vapours with an anti-scratch protective layer. Dissipater made of painted grey die-cast aluminium. Product complete with LED lamp in warm white colour tone (3000K). Light beam with UGR<19 L<3000 cd/m<sup>2</sup> ideal for environments with video terminals.

**Installation**

Recessed using torsion springs which allow easy installation in false ceilings with thicknesses ranging from 1 mm to 20 mm.

**Colour**

White / Aluminium (39)

**Weight (Kg)**

1.03

**Mounting**

ceiling surface

**Wiring**

product complete with DALI components

Complies with EN60598-1 and pertinent regulations

**Technical data**

lm system:	3738	Colour temperature [K]:	3000
W system:	36.7	MacAdam Step:	2
lm source:	4450	Life Time LED 1:	> 50,000h - L90 - B10 (Ta 25°C)
W source:	32	Lamp code:	LED
Luminous efficiency (lm/W, real value):	101.9	Number of lamps for optical assembly:	1
lm in emergency mode:	-	ZVEI Code:	LED
Total light flux at or above an angle of 90° [Lm]:	0	Number of optical assemblies:	1
Light Output Ratio (L.O.R.) [%]:	84	Control:	DALI-2
CRI (minimum):	90		

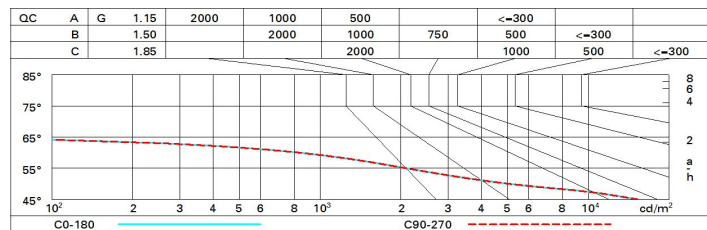
**Polar**

<p>Imax=3396 cd α=65°</p>	<b>CIE</b> nL 0.84 93-100-100-100-84 UGR 17.0-17.0 <b>DIN</b> A.61 <b>UTE</b> 0.84A+0.00T F*1=933 F*1.4F*2=999 F*1.4F*2+F*3=1000 <b>CIBSE</b> LG3 L<1500 cd/m <sup>2</sup> at 65° UGR<19   L<1500 cd/mq @65°				<b>Lux</b>			
	h	d	Em	Emax				
	2	2.5	677	840				
	4	5.1	169	210				
	6	7.6	75	93				
	8	10.2	42	53				

# Utilisation factors

R	77	75	73	71	55	53	33	00	DRR
K0.8	73	69	66	63	68	65	65	62	73
1.0	77	73	70	68	72	70	69	66	79
1.5	82	79	76	74	78	76	75	72	86
2.0	85	82	81	79	81	80	79	76	91
2.5	86	85	83	82	83	82	81	79	94
3.0	87	86	85	84	85	84	83	81	96
4.0	89	88	87	86	86	86	84	82	98
5.0	89	88	88	87	87	86	85	83	99

# Luminance curve limit



# UGR diagram

Corrected UGR values (at 4450 lm bare lamp luminous flux)											
Reflect.: ceiling/cav walls work pl. Room dim x y		viewed crosswise					viewed endwise				
2H	2H	17.0	18.2	17.8	18.4	18.7	17.0	18.2	17.8	18.4	18.7
	3H	17.4	18.0	17.7	18.2	18.5	17.4	18.0	17.7	18.3	18.5
	4H	17.4	17.9	17.7	18.2	18.5	17.4	17.9	17.7	18.2	18.5
	6H	17.3	17.7	17.6	18.1	18.4	17.3	17.8	17.6	18.1	18.4
	8H	17.2	17.7	17.6	18.0	18.4	17.2	17.7	17.6	18.0	18.4
	12H	17.2	17.6	17.6	18.0	18.3	17.2	17.6	17.6	18.0	18.3
4H	2H	17.4	17.9	17.7	18.2	18.5	17.4	17.9	17.7	18.2	18.5
	3H	17.2	17.6	17.6	18.0	18.3	17.2	17.6	17.6	18.0	18.3
	4H	17.1	17.5	17.5	17.9	18.3	17.1	17.5	17.5	17.9	18.3
	6H	17.0	17.4	17.5	17.8	18.2	17.0	17.4	17.5	17.8	18.2
	8H	17.0	17.3	17.4	17.7	18.1	17.0	17.3	17.4	17.7	18.1
	12H	16.9	17.2	17.4	17.6	18.1	16.9	17.2	17.4	17.6	18.1
8H	4H	17.0	17.3	17.4	17.7	18.1	17.0	17.3	17.4	17.7	18.1
	6H	16.9	17.1	17.4	17.6	18.1	16.9	17.1	17.4	17.6	18.1
	8H	16.8	17.1	17.3	17.5	18.0	16.8	17.1	17.3	17.5	18.0
	12H	16.8	17.0	17.3	17.5	18.0	16.8	17.0	17.3	17.5	18.0
12H	4H	16.9	17.2	17.4	17.6	18.1	16.9	17.2	17.4	17.6	18.1
	6H	16.8	17.1	17.3	17.5	18.0	16.8	17.1	17.3	17.5	18.0
	8H	16.8	17.0	17.3	17.5	18.0	16.8	17.0	17.3	17.5	18.0
Variations with the observer position at spacing:											
S =		1.0H					4.1 / -13.2				
		1.5H					6.8 / -26.0				
		2.0H					8.8 / -39.4				