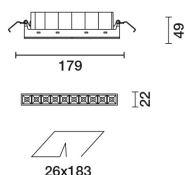



iGuzzini

Product configuration: QJ37

QJ37: Minimal 10 cells - Flood beam - Tunable White - LED



QJ37: Minimal 10 cells - Flood beam - Tunable White - LED

Minimal linear 10 optic element recessed miniaturised luminaire. Using LED lamps with a high colour rendering index and a different colour temperature allows dynamic light modulation to be obtained. The variation is achieved by mixing an emission of 5 x 2700K LEDs and 5 x 5700K LEDs. The colour temperature remains constant and uniform even when products of different sizes with different numbers of warm and cold LEDs are used. Main body with die-cast aluminium radiant surface; frameless version for mounting flush with ceiling. For recessed installation in a false ceiling a specific adapter is required that is available with a separate item code. Metallised, thermoplastic, high definition Opti Beam reflectors, integrated in a set-back position in the anti-glare screen. The product is designed to be used together with codes 6170 + M630 to obtain a solution suitable for small to medium systems that can be programmed with a DALI protocol via a simple and intuitive user touch-panel. Other management systems are also available with a separate code for larger systems that require the intervention of a specialised technician to programme them: the MH97 + MH93 + MI02 group offers a DALI / KNX programmable solution, and the MH97 + MH93 + M618 group allows the system management to be extended to remote devices like tablet and smartphones too.

The luminaire is recessed in the specific adapter (QJ92) by means of a steel wire spring, previously installed on the ceiling that can be 12.5 / 15 / 20 mm thick. A special protective sheath allows finishing operations on the plasterboard to be simplified and speeded up.

White (01) | Black (04) | Gold (14)* | Burnished chrome (E6)*

* Colours on request

0.59

wall recessed|ceiling recessed

DALI control gear units included. Different management systems are available with a separate code. For technical details, properties and connection procedures see the instruction sheet.

The special steel wire spring provided is required to facilitate the eventual extraction of the recessed body once it has been inserted.

Complies with EN60598-1 and pertinent regulations



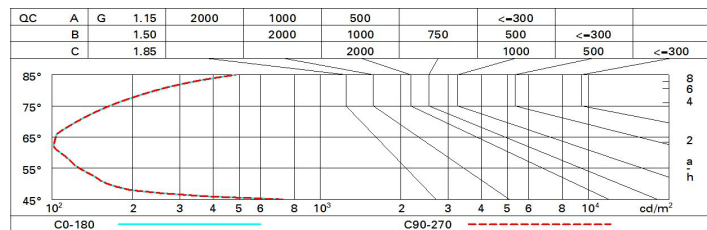
| | | | |
|--|------|---------------------------------------|---------------------------------|
| Im system: | 1411 | CRI (minimum): | 90 |
| W system: | 21.3 | Colour temperature [K]: | Tunable white 2700 - 5700 |
| Im source: | 1700 | Life Time LED 1: | > 50,000h - L80 - B10 (Ta 25°C) |
| W source: | 17 | Lamp code: | LED |
| Luminous efficiency (lm/W, real value): | 66.2 | Number of lamps for optical assembly: | 1 |
| Im in emergency mode: | - | ZVEI Code: | LED |
| Total light flux at or above an angle of 90° [Lm]: | 0 | Number of optical assemblies: | 1 |
| Light Output Ratio (L.O.R.) [%]: | 83 | Control: | DALI-2 |
| Beam angle [°]: | 43° | | |

| | | | | | | |
|---|-------------------------------------|-----|------------|------|--|--|
| | CIE | | Lux | | | |
| | nL 0.83 | | | | | |
| | 100-100-100-100-83 | | | | | |
| | UGR <10<10 | | | | | |
| | DIN | | | | | |
| | A.61 | | | | | |
| | UTE | | | | | |
| | 0.83A+0.00T | | | | | |
| | F*1=999 | | | | | |
| | F*1+F*2=1000 | | | | | |
| | F*1+F*2+F*3=1000 | | | | | |
| | CIBSE | | | | | |
| | LG3 L<1500 cd/m ² at 65° | | | | | |
| | UGR<10 L<1500 cd/mq @65° | | | | | |
| | h | d | Em | Emax | | |
| 2 | 1.5 | 590 | 719 | | | |
| 4 | 3.1 | 147 | 180 | | | |
| 6 | 4.6 | 66 | 80 | | | |
| 8 | 6.1 | 37 | 45 | | | |

Utilisation factors

| R | 77 | 75 | 73 | 71 | 55 | 53 | 33 | 00 | DRR |
|------|----|----|----|----|----|----|----|----|-----|
| K0.8 | 75 | 71 | 68 | 66 | 70 | 68 | 68 | 65 | 78 |
| 1.0 | 78 | 75 | 72 | 70 | 74 | 72 | 71 | 69 | 83 |
| 1.5 | 82 | 80 | 77 | 76 | 79 | 77 | 76 | 74 | 89 |
| 2.0 | 85 | 83 | 81 | 80 | 82 | 80 | 79 | 77 | 93 |
| 2.5 | 86 | 85 | 84 | 83 | 84 | 83 | 82 | 79 | 96 |
| 3.0 | 87 | 86 | 85 | 85 | 85 | 84 | 83 | 81 | 98 |
| 4.0 | 88 | 87 | 87 | 86 | 86 | 86 | 84 | 82 | 99 |
| 5.0 | 89 | 88 | 88 | 88 | 87 | 87 | 85 | 83 | 100 |

Luminance curve limit



UGR diagram

| Corrected UGR values (at 1700 lm bare lamp luminous flux) | | | | | | | | | | | |
|--|-----|---------------------|-----|-----|-----|-----|-------------------|-----|-----|-----|-----|
| Reflect.: ceiling/cav walls work pl. Room dim x y | | viewed crosswise | | | | | viewed endwise | | | | |
| 2H | 2H | 0.9 | 7.4 | 7.2 | 7.0 | 7.8 | 0.9 | 7.4 | 7.2 | 7.0 | 7.8 |
| | 3H | 0.8 | 7.2 | 7.1 | 7.5 | 7.7 | 0.8 | 7.2 | 7.1 | 7.5 | 7.7 |
| | 4H | 0.7 | 7.1 | 7.0 | 7.4 | 7.7 | 0.7 | 7.1 | 7.0 | 7.4 | 7.7 |
| | 6H | 0.6 | 7.0 | 7.0 | 7.3 | 7.6 | 0.6 | 7.0 | 7.0 | 7.3 | 7.6 |
| | 8H | 0.6 | 7.0 | 7.0 | 7.3 | 7.6 | 0.6 | 7.0 | 7.0 | 7.3 | 7.6 |
| | 12H | 0.6 | 6.9 | 6.9 | 7.3 | 7.6 | 0.6 | 6.9 | 6.9 | 7.2 | 7.6 |
| 4H | 2H | 0.7 | 7.1 | 7.0 | 7.4 | 7.7 | 0.7 | 7.1 | 7.0 | 7.4 | 7.7 |
| | 3H | 0.6 | 6.9 | 6.9 | 7.2 | 7.6 | 0.6 | 6.9 | 6.9 | 7.2 | 7.6 |
| | 4H | 0.5 | 6.8 | 6.9 | 7.1 | 7.5 | 0.5 | 6.8 | 6.9 | 7.1 | 7.5 |
| | 6H | 0.4 | 6.7 | 6.8 | 7.0 | 7.5 | 0.4 | 6.7 | 6.8 | 7.0 | 7.5 |
| | 8H | 0.3 | 6.6 | 6.8 | 7.0 | 7.4 | 0.3 | 6.6 | 6.8 | 7.0 | 7.4 |
| | 12H | 0.3 | 6.5 | 6.8 | 7.0 | 7.4 | 0.3 | 6.5 | 6.7 | 6.9 | 7.4 |
| 8H | 4H | 0.3 | 6.6 | 6.8 | 7.0 | 7.4 | 0.3 | 6.6 | 6.8 | 7.0 | 7.4 |
| | 6H | 0.2 | 6.5 | 6.7 | 6.9 | 7.4 | 0.3 | 6.5 | 6.7 | 6.9 | 7.4 |
| | 8H | 0.2 | 6.4 | 6.7 | 6.8 | 7.3 | 0.2 | 6.4 | 6.7 | 6.8 | 7.3 |
| | 12H | 0.2 | 6.3 | 6.7 | 6.8 | 7.3 | 0.2 | 6.3 | 6.7 | 6.8 | 7.3 |
| 12H | 4H | 0.3 | 6.5 | 6.7 | 6.9 | 7.4 | 0.3 | 6.5 | 6.8 | 7.0 | 7.4 |
| | 6H | 0.2 | 6.4 | 6.7 | 6.8 | 7.3 | 0.2 | 6.4 | 6.7 | 6.9 | 7.3 |
| | 8H | 0.2 | 6.3 | 6.7 | 6.8 | 7.3 | 0.2 | 6.3 | 6.7 | 6.8 | 7.3 |
| Variations with the observer position at spacing: | | | | | | | | | | | |
| S = | | 1.0H | | | | | 7.0 / -14.5 | | | | |
| | | 1.5H | | | | | 9.8 / -14.7 | | | | |
| | | 2.0H | | | | | 11.8 / -14.8 | | | | |