

Laser Blade L

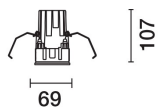

Design iGuzzini

iGuzzini

Last information update: June 2024

Product configuration: QK06.04

QK06.04: Minimal 1 cell - Flood beam - LED - Black



Product code

QK06.04: Minimal 1 cell - Flood beam - LED - Black

Technical description

Fixed optic, recessed luminaire for high efficiency, LED lamp. Passive heat dissipation system. Lamp body with die-cast aluminium radiant surface, flush with ceiling version (frameless). For recessed installation in a false ceiling a specific adapter is required that is available with a separate item code. Metallised, thermoplastic, high definition optic, integrated in a rear position in the anti-glare screen. Glass cover for LED lamp. The structure of the optic system produces controlled luminance emission to guarantee high visual comfort. Supplied with a dimmable DALI electronic ballast connected to the luminaire.

Installation

The luminaire is recessed in the specific adapter (QK49) by means of a steel wire spring, previously installed on the ceiling that can be between 12.5 and 25 mm thick. Installation possible in a horizontal or vertical position.

Weight (Kg)

0.48

Mounting

wall recessed|ceiling recessed

Wiring

Quick-coupling connections on the ballast unit. Digital electronic cabling that allows dimming to be performed with DALI protocol or a pushbutton switch (read the indications on the instruction sheet carefully).

Notes

The product with its white finish (01) includes an optic ring for limiting luminance; a feature that renders optimal performance and determines slight variations in the opening of the optic and yield.

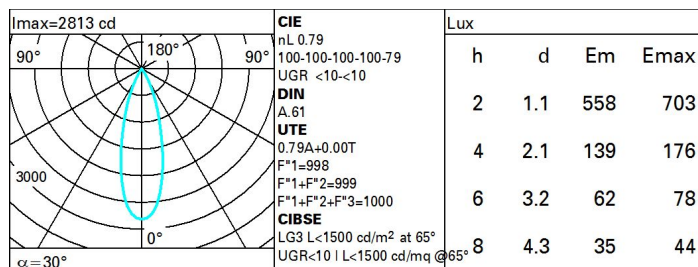
Complies with EN60598-1 and pertinent regulations



Technical data

lm system:	907	Life Time LED 1:	> 50,000h - L90 - B10 (Ta 25°C)
W system:	11.4	Voltage [Vin]:	230
lm source:	1150	Lamp code:	LED
W source:	9	Number of lamps for optical assembly:	1
Luminous efficiency (lm/W, real value):	79.6	ZVEI Code:	LED
lm in emergency mode:	-	Number of optical assemblies:	1
Total light flux at or above an angle of 90° [Lm]:	0	Power factor:	See installation instructions
Light Output Ratio (L.O.R.) [%]:	79	Inrush current:	16 A / 220 µs
Beam angle [°]:	30°	Maximum number of luminaires of this type per miniature circuit breaker:	B10A: 15 luminaires B16A: 24 luminaires C10A: 24 luminaires C16A: 40 luminaires
CRI (minimum):	90	Overvoltage protection:	2kV Common mode & 1kV Differential mode
Colour temperature [K]:	2700	Dimming mode:	PWM
MacAdam Step:	2	Control:	DALI

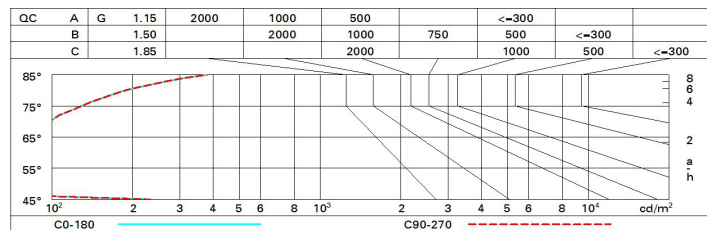
Polar



Utilisation factors

R	77	75	73	71	55	53	33	00	DRR
K0.8	71	68	65	63	67	65	64	62	78
1.0	74	71	69	67	70	68	68	65	83
1.5	78	76	74	72	75	73	72	70	89
2.0	80	79	77	76	78	76	75	73	93
2.5	82	81	80	79	79	78	78	76	96
3.0	83	82	81	80	81	80	79	77	98
4.0	84	83	83	82	82	81	80	78	99
5.0	84	84	83	83	83	82	81	79	100

Luminance curve limit



UGR diagram

Corrected UGR values (at 1150 lm bare lamp luminous flux)											
Reflect.: ceiling/cav walls work pl. Room dim x y		viewed crosswise					viewed endwise				
		0.70	0.70	0.50	0.50	0.30	0.70	0.70	0.50	0.50	0.30
		0.50	0.30	0.50	0.30	0.30	0.50	0.30	0.50	0.30	0.30
		0.20	0.20	0.20	0.20	0.20	0.20	0.20	0.20	0.20	0.20
2H	2H	0.9	7.5	7.2	7.7	7.9	0.9	7.5	7.2	7.7	7.9
	3H	0.8	7.3	7.1	7.6	7.8	0.8	7.3	7.1	7.6	7.8
	4H	0.7	7.2	7.1	7.5	7.8	0.7	7.2	7.1	7.5	7.8
	6H	0.7	7.1	7.0	7.4	7.7	0.6	7.1	7.0	7.4	7.7
	8H	0.6	7.0	7.0	7.4	7.7	0.6	7.0	7.0	7.3	7.7
	12H	0.6	7.0	7.0	7.3	7.7	0.6	7.0	0.9	7.3	7.6
4H	2H	0.7	7.2	7.1	7.5	7.8	0.7	7.2	7.1	7.5	7.8
	3H	0.6	7.0	6.9	7.3	7.7	0.6	7.0	7.0	7.3	7.7
	4H	0.5	6.8	6.9	7.2	7.6	0.5	6.8	6.9	7.2	7.6
	6H	0.4	6.7	6.8	7.1	7.5	0.4	6.7	6.8	7.1	7.5
	8H	0.4	6.6	6.8	7.1	7.5	0.4	6.6	6.8	7.0	7.5
	12H	0.3	6.6	6.8	7.0	7.5	0.3	6.6	6.8	7.0	7.4
8H	4H	0.4	6.6	6.8	7.0	7.5	0.4	6.6	6.8	7.1	7.5
	6H	0.3	6.5	6.7	6.9	7.4	0.3	6.5	6.7	7.0	7.4
	8H	0.2	6.4	6.7	6.9	7.4	0.2	6.4	6.7	6.9	7.4
	12H	0.2	6.4	6.7	6.9	7.4	0.2	6.4	6.7	6.8	7.4
12H	4H	0.3	6.6	6.8	7.0	7.4	0.3	6.6	6.8	7.0	7.5
	6H	0.2	6.4	6.7	6.9	7.4	0.2	6.4	6.7	6.9	7.4
	8H	0.2	6.4	6.7	6.8	7.4	0.2	6.4	6.7	6.9	7.4
Variations with the observer position at spacing:											
S =	1.0H	6.5 / -13.5					6.5 / -13.5				
	1.5H	9.4 / -13.7					9.4 / -13.7				
	2.0H	11.4 / -13.8					11.4 / -13.8				