


Last information update: February 2025

Product configuration: QL28.24

QL28.24: Minimal 15 cells - Wide Flood - LED - Clear transparent

**Product code**

QL28.24: Minimal 15 cells - Wide Flood - LED - Clear transparent

Technical description

Linear miniaturised recessed luminaire with 15 optical elements for LED lamps - fixed optic. Die-cast aluminium body, minimal version (frameless) installed flush with ceiling. For recessed installation in a false ceiling a specific adapter is required that is available with a separate item code. Metallised thermoplastic high definition OptiBeam reflector, integrated in a rear position in the black anti-glare screen; the structure of the optical system prevents a pinpoint effect, allowing precise, circular light distribution and emission with controlled glare. Supplied with a dimmable DALI power supply unit connected to the luminaire. High colour rendering LED.

Installation

The recess body is inserted in the specific adapter installed previously by means of a steel wire spring - check the thickness of the false ceiling and use a compatible frame available with a separate item code.

Colour

Clear transparent (24)

Weight (Kg)

0.85

Mounting

wall recessed|ceiling recessed

Wiring

Quick-coupling connections on the ballast unit.

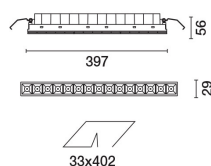
Complies with EN60598-1 and pertinent regulations



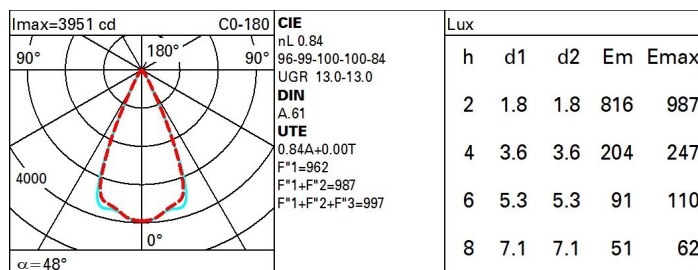
IP20

IP23

On the visible part of the product once installed

**Technical data**

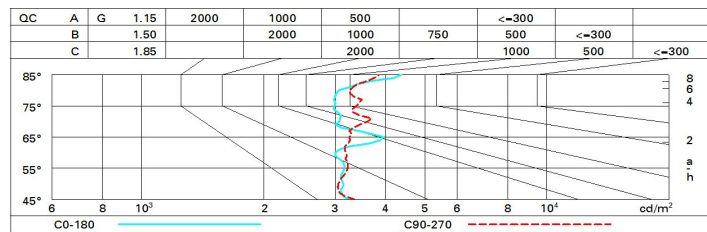
lm system:	2352	CRI (typical):	97
W system:	35	Colour temperature [K]:	3000
lm source:	2800	MacAdam Step:	3
W source:	31	Life Time LED 1:	50,000h - L90 - B10 (Ta 25°C)
Luminous efficiency (lm/W, real value):	67.2	Lamp code:	LED
lm in emergency mode:	-	Number of lamps for optical assembly:	1
Total light flux at or above an angle of 90° [Lm]:	0	ZVEI Code:	LED
Light Output Ratio (L.O.R.) [%]:	84	Number of optical assemblies:	1
Beam angle [°]:	48°	Control:	DALI-2
CRI (minimum):	95		

Polar

Utilisation factors

R	77	75	73	71	55	53	33	00	DRR
K0.8	74	70	67	65	69	67	66	64	76
1.0	78	74	71	69	73	71	70	68	80
1.5	82	79	77	75	78	76	75	73	87
2.0	85	83	81	80	82	80	79	77	91
2.5	87	85	84	82	84	82	82	79	94
3.0	88	87	85	85	85	84	83	81	96
4.0	89	88	87	87	86	86	85	82	98
5.0	89	89	88	88	87	87	85	83	99

Luminance curve limit



UGR diagram

Corrected UGR values (at 2800 lm bare lamp luminous flux)											
Reflect.: ceiling/cav walls work pl. Room dim x y		0.70	0.70	0.50	0.50	0.30	0.70	0.70	0.50	0.50	0.30
		0.50	0.30	0.50	0.30	0.30	0.50	0.30	0.50	0.30	0.30
		0.20	0.20	0.20	0.20	0.20	0.20	0.20	0.20	0.20	0.20
		viewed crosswise					viewed endwise				
2H	2H	10.8	11.3	11.0	11.5	11.8	11.2	11.7	11.5	12.0	12.2
	3H	11.5	12.0	11.8	12.2	12.5	11.3	11.8	11.6	12.1	12.3
	4H	11.8	12.2	12.1	12.5	12.8	11.4	11.8	11.7	12.1	12.4
	6H	12.0	12.5	12.4	12.8	13.1	11.4	11.8	11.7	12.1	12.4
	8H	12.2	12.6	12.5	12.9	13.2	11.4	11.8	11.7	12.1	12.4
	12H	12.3	12.7	12.7	13.1	13.4	11.3	11.7	11.7	12.0	12.4
4H	2H	11.0	11.4	11.3	11.7	12.0	12.2	12.6	12.5	12.9	13.2
	3H	11.9	12.3	12.3	12.7	13.0	12.6	13.0	13.0	13.4	13.7
	4H	12.4	12.7	12.8	13.1	13.5	12.8	13.2	13.2	13.5	13.9
	6H	12.8	13.1	13.2	13.5	13.9	13.0	13.3	13.4	13.7	14.1
	8H	13.0	13.3	13.5	13.7	14.2	13.0	13.3	13.4	13.7	14.1
	12H	13.3	13.5	13.7	13.9	14.4	13.0	13.2	13.4	13.7	14.1
8H	4H	12.6	12.9	13.0	13.3	13.7	13.4	13.7	13.9	14.1	14.6
	6H	13.2	13.4	13.7	13.9	14.4	13.7	14.0	14.2	14.4	14.9
	8H	13.5	13.7	14.0	14.2	14.7	13.8	14.0	14.3	14.5	15.0
	12H	13.9	14.1	14.4	14.5	15.1	13.9	14.1	14.4	14.6	15.1
12H	4H	12.6	12.9	13.1	13.3	13.7	13.6	13.9	14.1	14.3	14.8
	6H	13.2	13.4	13.7	13.9	14.4	14.0	14.2	14.4	14.6	15.1
	8H	13.6	13.8	14.1	14.3	14.8	14.1	14.3	14.6	14.8	15.3
Variations with the observer position at spacing:											
S =	1.0H	1.5 / -0.8					1.4 / -1.0				
	1.5H	3.1 / -1.2					3.0 / -1.2				
	2.0H	4.5 / -1.3					4.4 / -1.5				