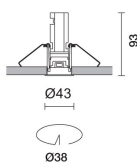



Last information update: October 2024

Product configuration: QY57.01

QY57.01: Adjustable (tilting) round recessed luminaire - LED - Wide flood - White

**Product code**

QY57.01: Adjustable (tilting) round recessed luminaire - LED - Wide flood - White

Technical description

Round recessed luminaire with contact frame. Adjustable version with max 30° tilting movement. The main adjustable die-cast aluminium body includes a radiant surface that guarantees optimal heat dissipation. Metallised, thermoplastic, high definition reflector - wide flood optic (40°). Structure featuring a die-cast aluminium external contact frame with a white finish only. Steel technical rotation parts. The ring inside the adjustable body is made of thermoplastic and is available in a range of painted and metallised finishes. Safety glass screen included. Quick, easy, tool-free assembly. 2700K high colour rendering index LED lamp. The power supply unit is available with a separate item code.

Installation

With steel wire anti-fall springs for recessed installation in false ceilings - minimum thickness of false ceiling 1 mm - preparation hole Ø 38 mm

Colour

White (01)

Weight (Kg)

0.14

Mounting

wall recessed|ceiling recessed

Wiring

Direct current ballasts available with separate item codes: ON-OFF / 1-10V dimmable / DALI dimmable / Phase Cut dimmable - the recessed fitting includes a cable and a quick-coupling connector to connect it to the connector on the ballast.

Notes

To reduce the effect of glare caused by the internal wall of the recessed fitting being rotated, a snap-on black accessory is available. A wide range of decorative accessories and diffusers is also available.

Complies with EN60598-1 and pertinent regulations



IP20

IP23

On the visible part of the product once installed

**Technical data**

Im system:	455	CRI (minimum):	90
W system:	6.7	Colour temperature [K]:	2700
Im source:	650	MacAdam Step:	2
W source:	6.7	Life Time LED 1:	> 50,000h - L90 - B10 (Ta 25°C)
Luminous efficiency (Im/W, real value):	67.9	Lamp code:	LED
Im in emergency mode:	-	Number of lamps for optical assembly:	1
Total light flux at or above an angle of 90° [Lm]:	0	ZVEI Code:	LED
Light Output Ratio (L.O.R.) [%]:	70	Number of optical assemblies:	1
Beam angle [°]:	40°	LED current [mA]:	550

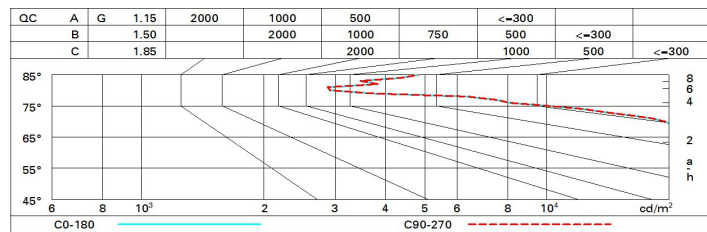
Polar

	CIE nL 0.70 98-99-100-100-70 UGR 16.1-16.1 DIN A.61 UTE 0.70A+0.00T F*1=979 F*1+F*2=994 F*1+F*2+F*3=1000			
	Lux			
	h	d	Em	E _{max}
	1	0.7	894	1133
	2	1.5	224	283
	3	2.2	99	126
	4	2.9	56	71

Utilisation factors

R	77	75	73	71	55	53	33	00	DRR
K0.8	63	59	57	55	59	56	56	54	77
1.0	65	62	60	59	62	60	59	57	82
1.5	69	67	65	63	66	64	63	61	88
2.0	71	69	68	67	68	67	66	64	92
2.5	72	71	70	69	70	69	68	67	95
3.0	73	72	72	71	71	71	70	68	97
4.0	74	74	73	73	72	72	71	69	99
5.0	75	74	74	74	73	73	72	70	100

Luminance curve limit



UGR diagram

Corrected UGR values (at 650 lm bare lamp luminous flux)											
Reflect.: ceiling/cav walls work pl. Room dim x y		viewed crosswise					viewed endwise				
		0.70	0.70	0.50	0.50	0.30	0.70	0.70	0.50	0.50	0.30
		0.50	0.30	0.50	0.30	0.30	0.50	0.30	0.50	0.30	0.30
		0.20	0.20	0.20	0.20	0.20	0.20	0.20	0.20	0.20	0.20
2H	2H	14.8	15.4	15.1	15.6	15.8	14.8	15.4	15.1	15.6	15.8
	3H	15.6	16.1	15.9	16.3	16.6	15.0	15.6	15.4	15.8	16.1
	4H	15.6	16.1	16.0	16.4	16.7	15.1	15.6	15.5	15.9	16.2
	6H	15.6	16.1	16.0	16.4	16.7	15.1	15.6	15.5	15.9	16.2
	8H	15.6	16.0	15.9	16.3	16.7	15.1	15.5	15.4	15.8	16.2
	12H	15.6	16.0	15.9	16.3	16.6	15.1	15.5	15.4	15.8	16.1
4H	2H	15.1	15.6	15.5	15.9	16.2	15.6	16.1	16.0	16.4	16.7
	3H	16.0	16.4	16.4	16.7	17.1	16.0	16.4	16.4	16.8	17.1
	4H	16.1	16.5	16.5	16.8	17.2	16.1	16.5	16.5	16.8	17.2
	6H	16.1	16.4	16.5	16.8	17.2	16.1	16.5	16.6	16.8	17.3
	8H	16.1	16.3	16.5	16.8	17.2	16.1	16.4	16.5	16.8	17.2
	12H	16.0	16.3	16.5	16.7	17.2	16.1	16.3	16.5	16.7	17.2
8H	4H	16.1	16.4	16.5	16.8	17.2	16.1	16.3	16.5	16.8	17.2
	6H	16.1	16.3	16.5	16.8	17.2	16.1	16.3	16.5	16.8	17.2
	8H	16.0	16.2	16.5	16.7	17.2	16.0	16.2	16.5	16.7	17.2
	12H	16.0	16.2	16.5	16.7	17.2	16.0	16.2	16.5	16.7	17.2
12H	4H	16.1	16.3	16.5	16.7	17.2	16.0	16.3	16.5	16.7	17.2
	6H	16.0	16.2	16.5	16.7	17.2	16.0	16.2	16.5	16.7	17.2
	8H	16.0	16.2	16.5	16.7	17.2	16.0	16.2	16.5	16.7	17.2
Variations with the observer position at spacing:											
S =	1.0H	2.2 / -0.9					2.2 / -0.9				
	1.5H	4.0 / -1.8					4.0 / -1.8				
	2.0H	5.6 / -2.1					5.6 / -2.1				