


Last information update: November 2024

Product configuration: R527.D8+QX48.01

R527.D8: iN60 Space - LED module - L 1192 - DOWN emission - General Light - warm - dimmable DALI - White / transparent
QX48.01: iN60 MMO - Down Module - Minimal - L= 1192 - White



Product code

R527.D8: iN60 Space - LED module - L 1192 - DOWN emission - General Light - warm - dimmable DALI - White / transparent

Technical description

LED module designed to be housed in iN60 system profiles - downlight distribution - made up of an emission raster, lamp device and operating components. Version for high efficiency general light emission. Translucent textured thermoplastic raster, created with a catadioptric system (patented Opti Beam Diamond optic) - with no galvanic treatments - combined with a PP cover with a gloss finish and an additional diffuser screen. The resulting optic system generates an extremely elegant and professional light emission. Integrated DALI dimmable driver.

Installation

Module insertion on compartments with a mechanical easy-push system (steel snap-on springs).

Colour

White Transparent (D8)


Weight (Kg)

0.93

Wiring

Quick coupling input terminal block connection. LED module complete with integrated DALI control gear. The electrical cables used are made of a "halogen free" material.

Complies with EN60598-1 and pertinent regulations



Product code

QX48.01: iN60 MMO - Down Module - Minimal - L= 1192 - White

Technical description

The L profile=1192 mm is made of extruded aluminium. This is the Minimal version for down emission. The product can be used for recessed, surface-mounted and pendant applications, and for both stand alone and continuous line versions.

Installation

It can be recessed using suitable accessories to be ordered separately. The modules are completed with end caps and rasters with LEDs to be ordered separately.

Colour

White (01)

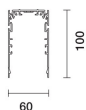
Weight (Kg)

2

Mounting

ceiling recessed|ceiling surface

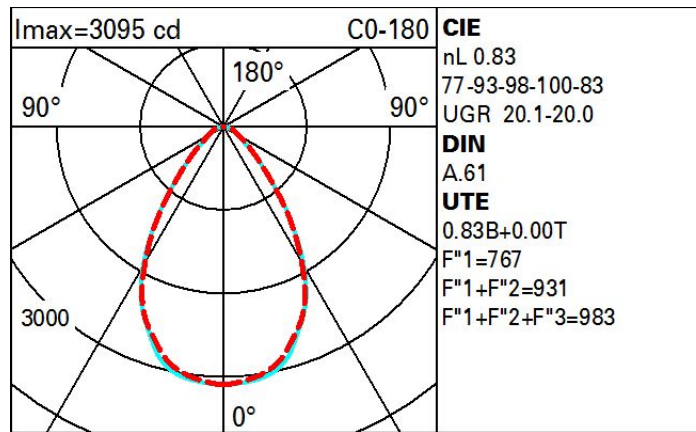
Complies with EN60598-1 and pertinent regulations



Technical data

Im system:	4149	Colour temperature [K]:	3000
W system:	27.7	MacAdam Step:	3
Im source:	5000	Life Time LED 1:	> 50,000h - L90 - B10 (Ta 25°C)
W source:	24	Lamp code:	LED
Luminous efficiency (Im/W, real value):	149.8	Number of lamps for optical assembly:	1
Im in emergency mode:	-	ZVEI Code:	LED
Total light flux at or above an angle of 90° [Lm]:	0	Number of optical assemblies:	1
Light Output Ratio (L.O.R.) [%]:	83	Control:	DALI-2
CRI (minimum):	80		

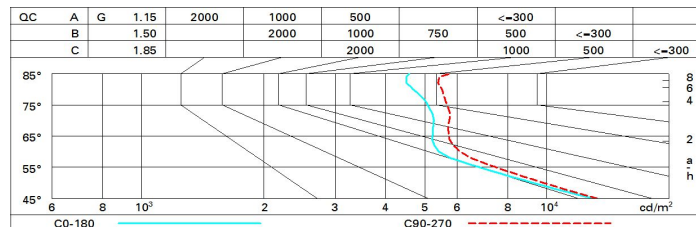
Polar



Utilisation factors

R	77	75	73	71	55	53	33	00	DRR
K0.8	66	60	56	52	59	55	55	51	61
1.0	70	65	61	58	64	60	60	56	67
1.5	76	72	69	66	71	68	67	63	76
2.0	80	77	74	72	75	73	72	69	83
2.5	82	80	77	75	78	76	75	72	87
3.0	84	82	80	78	80	78	77	74	89
4.0	85	84	82	81	82	81	79	77	92
5.0	86	85	83	82	83	82	81	78	94

Luminance curve limit



UGR diagram

Corrected UGR values (at 5000 lm bare lamp luminous flux)												
Reflect.: ceiling/cav walls work pl. Room dim x y		0.70	0.70	0.50	0.50	0.30	0.70	0.70	0.50	0.50	0.30	0.30
		0.50	0.30	0.50	0.30	0.30	0.50	0.30	0.50	0.30	0.30	0.30
		0.20	0.20	0.20	0.20	0.20	0.20	0.20	0.20	0.20	0.20	0.20
		viewed crosswise					viewed endwise					
2H	2H	18.1	18.9	18.4	19.1	19.4	18.2	19.0	18.5	19.2	19.4	19.4
	3H	18.7	19.4	19.0	19.7	20.0	18.3	19.0	18.6	19.3	19.6	19.6
	4H	19.1	19.7	19.4	20.0	20.3	18.3	19.0	18.7	19.3	19.6	19.6
	6H	19.3	19.9	19.7	20.3	20.6	18.3	18.9	18.7	19.3	19.6	19.6
	8H	19.4	20.0	19.8	20.4	20.7	18.3	18.9	18.7	19.2	19.6	19.6
	12H	19.5	20.1	19.9	20.4	20.8	18.3	18.8	18.7	19.2	19.5	19.5
4H	2H	18.3	18.9	18.6	19.2	19.5	19.3	20.0	19.7	20.3	20.6	20.6
	3H	19.1	19.6	19.5	20.0	20.3	19.7	20.2	20.1	20.6	20.9	20.9
	4H	19.5	20.0	19.9	20.4	20.8	19.8	20.3	20.3	20.7	21.1	21.1
	6H	20.0	20.4	20.4	20.8	21.2	20.0	20.4	20.4	20.8	21.2	21.2
	8H	20.1	20.5	20.6	20.9	21.4	20.0	20.4	20.4	20.8	21.2	21.2
	12H	20.2	20.6	20.7	21.0	21.5	20.0	20.3	20.4	20.8	21.2	21.2
8H	4H	19.7	20.1	20.1	20.5	21.0	20.6	21.0	21.0	21.4	21.8	21.8
	6H	20.2	20.6	20.7	21.0	21.5	20.8	21.2	21.3	21.6	22.1	22.1
	8H	20.5	20.8	21.0	21.2	21.7	20.9	21.2	21.4	21.7	22.2	22.2
	12H	20.7	20.9	21.2	21.4	21.9	21.0	21.3	21.5	21.8	22.3	22.3
12H	4H	19.7	20.1	20.2	20.5	21.0	20.7	21.1	21.2	21.5	22.0	22.0
	6H	20.3	20.6	20.8	21.0	21.5	21.1	21.3	21.5	21.8	22.3	22.3
	8H	20.6	20.8	21.1	21.3	21.8	21.2	21.5	21.7	21.9	22.5	22.5
Variations with the observer position at spacing:												
S =		1.0H	0.8 / -0.8		0.6 / -0.6							
		1.5H	1.7 / -1.3		1.4 / -1.1							
		2.0H	2.9 / -1.4		2.5 / -1.2							