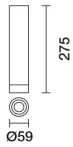


Last information update: March 2025

Product configuration: R717.E9

R717.E9: Ø59 Deco - Phase-Cut Dim - Medium Beam - 15W 958.1lm - 4000K - CRI 90 - White / gold satin-finish

**Product code**

R717.E9: Ø59 Deco - Phase-Cut Dim - Medium Beam - 15W 958.1lm - 4000K - CRI 90 - White / gold satin-finish

Technical description

Cylindrical lighting body for ceiling or pendant-mounted applications. Fixed optic lighting system with a high definition reflector made of metallised thermoplastic. A decorative terminal element - in thick transparent PMMA - emphasises and elegantly defines light diffusion. Structural cylinder made of painted extruded aluminium with an inner ring made of black thermoplastic. Glass cover Using specific accessory kits, ceiling or pendant-mounted installations can be made with minimum intervention and simplified by a practical bayonet coupling system. Dimmable driver - phase cut - integrated in luminaire.

Installation

Ceiling or pendant-mounted - use the appropriate assembly kits available with a separate item code.

Colour

Black / Black (43) | Black / White (47)

Weight (Kg)

0.49

Mounting

ceiling surface|ceiling pendant

Wiring

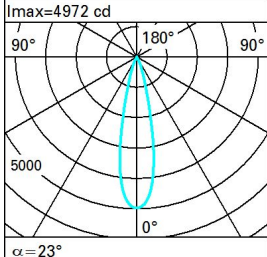
The lighting body is fitted with an internal terminal board for connectinf it to the power line or pendant cable.

Complies with EN60598-1 and pertinent regulations

**Technical data**

lm system:	958	Life Time LED 1:	> 50,000h - L90 - B10 (Ta 25°C)
W system:	15	Voltage [Vin]:	230
lm source:	1430	Lamp code:	LED
W source:	13	Number of lamps for optical assembly:	1
Luminous efficiency (lm/W, real value):	63.9	ZVEI Code:	LED
lm in emergency mode:	-	Number of optical assemblies:	1
Total light flux at or above an angle of 90° [Lm]:	0	Power factor:	See installation instructions
Light Output Ratio (L.O.R.) [%]:	67	Inrush current:	1.87 A / 48 µs
Beam angle [°]:	24°	Maximum number of luminaires of this type per miniature circuit breaker:	B10A: 97 luminaires B16A: 155 luminaires C10A: 161 luminaires C16A: 263 luminaires
CRI (minimum):	90	Minimum dimming %:	5
Colour temperature [K]:	4000	Overvoltage protection:	2kV Common mode & 1kV Differential mode
MacAdam Step:	2	Control:	Phase-cut

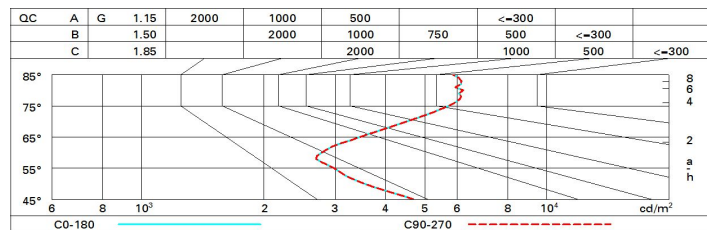
Polar

	CIE nL 0.67 98-99-100-100-67 UGR 11.9-10.6 DIN A.61 UTE 0.67A+0.00T F*1=980 F*1+F*2=990 F*1+F*2+F*3=997			
	h	d	Em	Emax
	2	0.8	999	1243
	4	1.7	250	311
	6	2.5	111	138
	8	3.3	62	78

Utilisation factors

R	77	75	73	71	55	53	33	00	DRR
K0.8	60	57	54	53	56	54	54	52	77
1.0	63	60	58	56	59	57	57	55	82
1.5	66	64	62	60	63	61	61	59	87
2.0	68	66	65	64	65	64	63	62	92
2.5	69	68	67	66	67	66	65	64	95
3.0	70	69	68	68	68	68	67	65	97
4.0	71	70	70	69	69	69	68	66	99
5.0	71	71	71	70	70	69	68	67	100

Luminance curve limit



UGR diagram

Corrected UGR values (at 1430 lm bare lamp luminous flux)											
Reflect.: ceiling/cav walls work pl. Room dim x y		viewed crosswise					viewed endwise				
		0.70	0.70	0.50	0.50	0.30	0.70	0.70	0.50	0.50	0.30
		0.50	0.30	0.50	0.30	0.30	0.50	0.30	0.50	0.30	0.30
		0.20	0.20	0.20	0.20	0.20	0.20	0.20	0.20	0.20	0.20
2H	2H	5.6	7.7	6.0	8.0	8.4	5.6	7.7	6.0	8.0	8.4
	3H	7.7	9.2	8.0	9.6	9.9	6.0	7.5	6.3	7.9	8.2
	4H	9.1	10.4	9.5	10.7	11.1	6.2	7.5	6.6	7.8	8.2
	6H	10.5	11.4	10.8	11.7	12.1	6.5	7.4	6.9	7.8	8.1
	8H	10.9	11.8	11.3	12.2	12.5	6.6	7.5	7.0	7.9	8.2
	12H	11.2	12.1	11.6	12.5	12.9	6.6	7.5	7.0	7.9	8.3
4H	2H	6.2	7.5	6.6	7.8	8.2	9.1	10.4	9.5	10.7	11.1
	3H	8.8	9.7	9.2	10.1	10.5	9.9	10.9	10.3	11.3	11.6
	4H	10.4	11.3	10.8	11.7	12.1	10.4	11.3	10.8	11.7	12.1
	6H	11.5	13.2	12.0	13.6	14.1	10.5	12.2	11.0	12.7	13.1
	8H	11.9	13.8	12.4	14.3	14.8	10.6	12.5	11.1	13.0	13.5
	12H	12.2	14.2	12.7	14.7	15.2	10.7	12.6	11.2	13.1	13.6
8H	4H	10.6	12.5	11.1	13.0	13.5	11.9	13.8	12.4	14.3	14.8
	6H	12.2	14.0	12.7	14.5	15.0	12.5	14.3	13.0	14.8	15.3
	8H	12.8	14.4	13.4	14.9	15.4	12.8	14.4	13.4	14.9	15.4
	12H	13.5	14.5	14.0	15.0	15.6	13.2	14.3	13.8	14.8	15.3
12H	4H	10.7	12.6	11.2	13.1	13.6	12.2	14.2	12.7	14.7	15.2
	6H	12.4	13.9	12.9	14.4	15.0	13.0	14.5	13.5	15.0	15.6
	8H	13.2	14.3	13.8	14.8	15.3	13.5	14.5	14.0	15.0	15.6
Variations with the observer position at spacing:											
S =	1.0H	0.3 / -0.1					0.3 / -0.1				
	1.5H	0.7 / -0.3					0.7 / -0.3				
	2.0H	1.1 / -0.3					1.1 / -0.3				