

Laser Blade

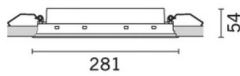

Design iGuzzini

iGuzzini

Last information update: March 2025

Product configuration: RB45.D8

RB45.D8: 10 - cell Recessed luminaire - LED - Warm white WideFlood optic - White / transparent



Product code

RB45.D8: 10 - cell Recessed luminaire - LED - Warm white WideFlood optic - White / transparent

Technical description

rectangular miniaturised recessed luminaire with 10 optical elements with LED lamps - fixed optics - wideflood beam angle. Main body with die-cast aluminium radiant surface, version with perimeter surface frame. Metallised thermoplastic high definition optics, integrated in a rear position in the black anti-glare screen; the structure of the optical system prevents a pinpoint effect, allowing precise, circular light distribution and emission with controlled glare. Supplied with DALI dimmable electronic control gear connected to the luminaire. Warm white LED.

Installation

recessed with steel wire springs for false ceilings from 1 to 25 mm thick - preparation hole 37 x 274

Colour

White Transparent (D8)

Weight (Kg)

0.6

Mounting

wall recessed/ceiling recessed

Wiring

on control gear box with quick-coupling connections

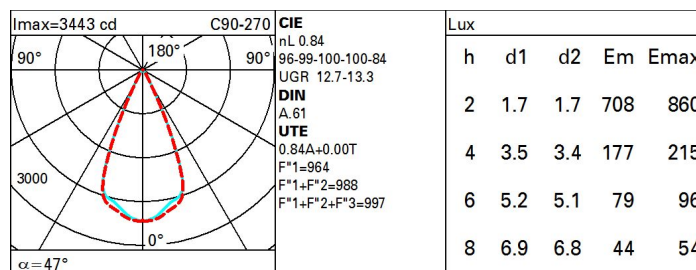
Complies with EN60598-1 and pertinent regulations



Technical data

Im system:	1932	CRI (typical):	92
W system:	23.4	Colour temperature [K]:	3500
Im source:	2300	MacAdam Step:	3
W source:	20	Life Time LED 1:	> 50,000h - L90 - B10 (Ta 25°C)
Luminous efficiency (Im/W, real value):	82.6	Lamp code:	LED
Im in emergency mode:	-	Number of lamps for optical assembly:	1
Total light flux at or above an angle of 90° [Lm]:	0	ZVEI Code:	LED
Light Output Ratio (L.O.R.) [%]:	84	Number of optical assemblies:	1
Beam angle [°]:	46°	Control:	DALI-2
CRI (minimum):	90		

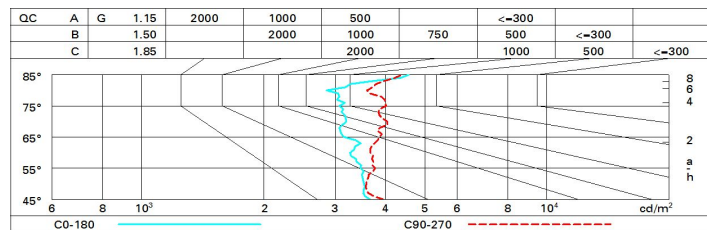
Polar



Utilisation factors

R	77	75	73	71	55	53	33	00	DRR
K0.8	75	70	67	65	70	67	66	64	76
1.0	78	74	71	69	73	71	71	68	81
1.5	82	79	77	75	78	76	76	73	87
2.0	85	83	81	80	82	80	79	77	91
2.5	87	85	84	83	84	83	82	79	94
3.0	88	87	86	85	85	84	83	81	96
4.0	89	88	87	87	87	86	85	83	98
5.0	89	89	88	88	87	87	86	83	99

Luminance curve limit



UGR diagram

Corrected UGR values (at 2300 lm bare lamp luminous flux)											
Reflect.: ceiling/cav walls work pl. Room dim x y		viewed crosswise					viewed endwise				
2H	2H	11.0	11.5	11.3	11.8	12.0	11.6	12.1	11.9	12.3	12.6
	3H	11.4	11.9	11.7	12.2	12.4	11.7	12.2	12.0	12.4	12.7
	4H	11.7	12.1	12.0	12.4	12.7	11.7	12.2	12.1	12.5	12.8
	6H	11.9	12.3	12.2	12.6	12.9	11.7	12.1	12.1	12.4	12.8
	8H	12.0	12.4	12.3	12.7	13.0	11.7	12.1	12.0	12.4	12.7
	12H	12.1	12.5	12.5	12.9	13.2	11.7	12.0	12.0	12.4	12.7
4H	2H	11.2	11.7	11.6	12.0	12.3	12.5	13.0	12.9	13.3	13.6
	3H	11.8	12.2	12.2	12.5	12.9	13.0	13.4	13.3	13.7	14.0
	4H	12.2	12.5	12.6	12.9	13.3	13.1	13.5	13.5	13.9	14.2
	6H	12.5	12.8	12.9	13.2	13.6	13.2	13.5	13.7	13.9	14.4
	8H	12.7	12.9	13.1	13.4	13.8	13.3	13.5	13.7	13.9	14.4
	12H	12.9	13.1	13.3	13.6	14.0	13.2	13.5	13.7	13.9	14.4
8H	4H	12.4	12.6	12.8	13.1	13.5	13.7	14.0	14.2	14.4	14.8
	6H	12.8	13.0	13.3	13.5	14.0	14.0	14.2	14.4	14.6	15.1
	8H	13.0	13.2	13.5	13.7	14.2	14.1	14.2	14.5	14.7	15.2
	12H	13.4	13.5	13.9	14.0	14.5	14.1	14.3	14.6	14.7	15.3
12H	4H	12.4	12.6	12.8	13.1	13.5	13.9	14.1	14.3	14.6	15.0
	6H	12.8	13.0	13.3	13.5	14.0	14.2	14.4	14.7	14.8	15.3
	8H	13.1	13.3	13.6	13.8	14.3	14.3	14.5	14.8	15.0	15.5
Variations with the observer position at spacing:											
S =		1.0H					1.8 / -1.2				
		1.5H					3.3 / -1.5				
		2.0H					4.8 / -1.8				
							1.3 / -1.1				
							2.7 / -1.3				
							4.1 / -1.6				