


Last information update: April 2025

Product configuration: RT85.S3

RT85.S3: Luminaire L=880 - Integrated DALI - Very Wide Flood (Down) optic - 62.3W 7743lm - 2700K - CRI 90 - White/Black/Black Transparent

**Product code**

RT85.S3: Luminaire L=880 - Integrated DALI - Very Wide Flood (Down) optic - 62.3W 7743lm - 2700K - CRI 90 - White/Black/Black Transparent

Technical description

Luminaire made of painted extruded aluminium, frame and caps made of injection-moulded thermoplastic. Very Wide Flood optic (80°) in a Space Opti-Diamond (PMMA) version with a rear cover available in a White (Transparent White) or Black (Transparent Black) version. Integrated DALI dimmable power supply with 2700K CRI90 direct emission monochrome LED lamp (Mid-Power).

Installation

For an electrified track

Colour

White/Black/Black Transparent (S3)

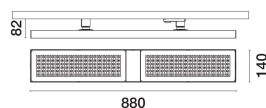
Weight (Kg)

2.73

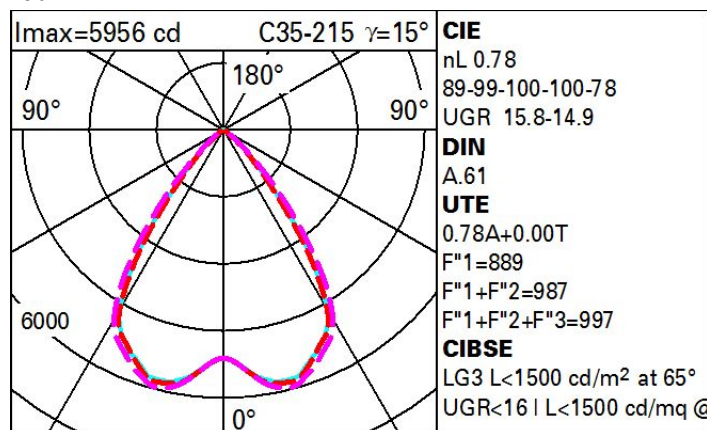
Mounting

dali track|three circuit track

Complies with EN60598-1 and pertinent regulations

**Technical data**

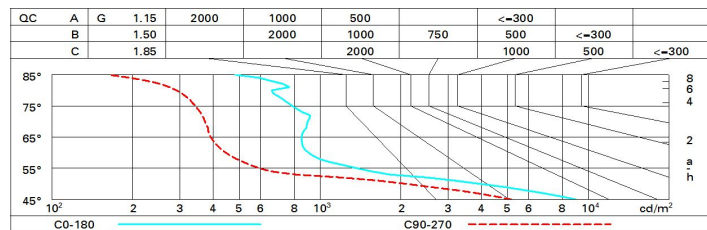
Im system:	7800	Lamp code:	LED
W system:	66	Number of lamps for optical assembly:	1
Im source:	10000	ZVEI Code:	LED
W source:	66	Number of optical assemblies:	1
Luminous efficiency (Im/W, real value):	118.2	Power factor:	See installation instructions
Im in emergency mode:	-	Inrush current:	10 A / - µs
Total light flux at or above an angle of 90° [Lm]:	0	Maximum number of luminaires of this type per miniature circuit breaker:	B10A: 12 luminaires B16A: 20 luminaires C10A: 20 luminaires C16A: 34 luminaires
Light Output Ratio (L.O.R.) [%]:	78	Minimum dimming %:	1
CRI (minimum):	90	Overvoltage protection:	2kV Common mode & 1kV Differential mode
Colour temperature [K]:	2700	Control:	DALI-2
MacAdam Step:	3		

Polar

Utilisation factors

R	77	75	73	71	55	53	33	00	DRR
K0.8	66	62	59	56	61	58	58	55	70
1.0	70	66	63	61	65	62	62	59	76
1.5	75	72	69	67	71	69	68	65	84
2.0	78	75	74	72	74	73	72	69	89
2.5	79	78	76	75	76	75	74	72	92
3.0	81	79	78	77	78	77	76	74	94
4.0	82	81	80	79	79	79	77	75	96
5.0	82	82	81	80	80	79	78	76	97

Luminance curve limit



UGR diagram

Corrected UGR values (at 10000 lm bare lamp luminous flux)											
Reflect.: ceiling/cav walls work pl. Room dim x y		0.70	0.70	0.50	0.50	0.30	0.70	0.70	0.50	0.50	0.30
		0.50	0.30	0.50	0.30	0.30	0.50	0.30	0.50	0.30	0.30
		0.20	0.20	0.20	0.20	0.20	0.20	0.20	0.20	0.20	0.20
		viewed crosswise					viewed endwise				
2H	2H	16.3	17.0	16.5	17.2	17.5	15.4	16.1	15.7	16.4	16.6
	3H	16.2	16.8	16.5	17.1	17.4	15.3	15.9	15.6	16.2	16.5
	4H	16.1	16.7	16.4	17.0	17.3	15.2	15.8	15.5	16.1	16.4
	6H	16.0	16.6	16.4	16.9	17.2	15.1	15.7	15.5	16.0	16.3
	8H	16.0	16.6	16.4	16.9	17.2	15.1	15.6	15.5	16.0	16.3
	12H	16.0	16.5	16.4	16.8	17.2	15.1	15.6	15.4	15.9	16.3
4H	2H	16.1	16.7	16.4	16.9	17.3	15.2	15.8	15.6	16.1	16.4
	3H	15.9	16.5	16.3	16.8	17.1	15.1	15.6	15.5	16.0	16.3
	4H	15.9	16.3	16.3	16.7	17.1	15.0	15.5	15.4	15.8	16.2
	6H	15.8	16.2	16.3	16.6	17.0	14.9	15.3	15.4	15.7	16.2
	8H	15.8	16.2	16.3	16.6	17.0	14.9	15.3	15.3	15.7	16.1
	12H	15.8	16.1	16.2	16.5	17.0	14.9	15.2	15.3	15.6	16.1
8H	4H	15.8	16.1	16.2	16.5	17.0	14.9	15.3	15.4	15.7	16.1
	6H	15.7	16.0	16.2	16.5	16.9	14.9	15.2	15.3	15.6	16.1
	8H	15.7	15.9	16.2	16.4	16.9	14.8	15.1	15.3	15.5	16.0
	12H	15.7	15.9	16.2	16.4	16.9	14.8	15.0	15.3	15.5	16.0
12H	4H	15.7	16.0	16.2	16.5	16.9	14.9	15.2	15.4	15.7	16.1
	6H	15.7	15.9	16.2	16.4	16.9	14.8	15.1	15.3	15.5	16.0
	8H	15.6	15.9	16.1	16.3	16.9	14.8	15.0	15.3	15.5	16.0
Variations with the observer position at spacing:											
S =	1.0H	3.6 / -8.7					3.8 / -9.6				
	1.5H	6.3 / -9.7					6.2 / -10.3				
	2.0H	8.3 / -10.3					8.2 / -10.6				