


Last information update: February 2025

Product configuration: RU24.01+RW64.04

RU24.01: Linear module - recessed Frame Down - for Wall Washer version - L=597 - White

RW64.04: Plate with Neutral White LED - Downlight - Wall Washer - HO - DALI - L=598 - 9.9W 834.4lm - 4000K - CRI 90 - Black

**Product code**

RU24.01: Linear module - recessed Frame Down - for Wall Washer version - L=597 - White

Technical description

Frame version extruded aluminium initial profile with contact frame, designed to house a specific Wall Washer emission LED plate.

Installation

Recessed using the brackets on the profile.

Colour


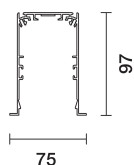
White (01)

Wiring

Designed to house the LED modules that can be used by the system.

Complies with EN60598-1 and pertinent regulations

IP20

**Product code**

RW64.04: Plate with Neutral White LED - Downlight - Wall Washer - HO - DALI - L=598 - 9.9W 834.4lm - 4000K - CRI 90 - Black

Technical description

Neutral White LED plate with direct (Down) light emission. Wall Washer High Output (HO) Wall Washer version to be used with suitable profiles to be ordered separately. The module optic and structural fittings allow high luminous flux and system efficiency values. DALI dimmable power supply integrated in the luminaire. Extruded aluminium heat sink formally designed to house the exclusive asymmetric optic system that generates an even and effective wall washer emission. Linear PMMA screen combined with a special acrylic film; anodised aluminium main beam reflector and side reflectors. "Halogen Free" electric cables.

Installation

Module insertion on profiles facilitated by a quick coupling system.

Colour

Black (04)

Weight (Kg)

1.04

Wiring

Quick coupling terminal block connection to simplify connections between the subsequent modules. Complete with integrated dimmable DALI power supply.

Complies with EN60598-1 and pertinent regulations

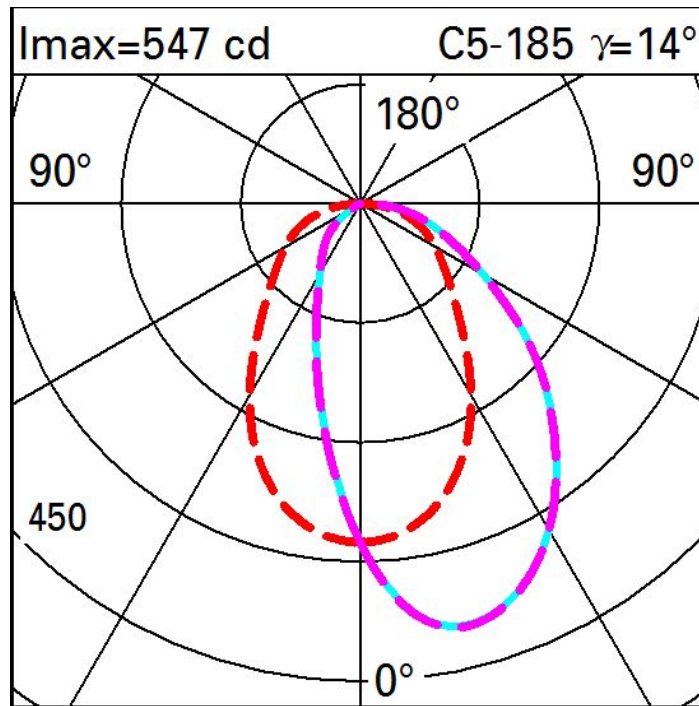


IP20

**Technical data**

Im system:	834	Colour temperature [K]:	4000
W system:	9.9	MacAdam Step:	3
Im source:	1490	Life Time LED 1:	> 50,000h - L90 - B10 (Ta 25°C)
W source:	8.3	Lamp code:	LED
Luminous efficiency (Im/W, real value):	84.3	Number of lamps for optical assembly:	1
Total light flux at or above an angle of 90° [Lm]:	0	ZVEI Code:	LED
Light Output Ratio (L.O.R.) [%]:	56	Number of optical assemblies:	1
CRI (minimum):	90	Control:	DALI-2

Polar



Illuminances

Lux													Wall distance = 1m	
3														
	3	5	12	28	67	102	67	28	12	5	3			
2	4	8	15	37	85	119	85	37	15	8	4			
	4	8	16	36	63	79	63	36	16	8	4			
1	4	8	15	28	41	47	41	28	15	8	4			
	4	8	13	20	26	28	26	20	13	8	4			
0														
	m	-2	-1	0	1	2	3							