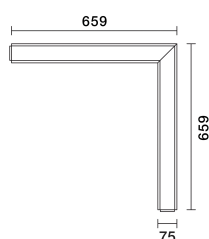


Last information update: February 2025

Product configuration: RY17.12+RU58.38

RY17.12: Minimal recessed corner module - Down - UGR< 19 - LO - DALI - 8.5W 832lm - 3500K - CRI 90 - Aluminium

RU58.38: Single Microprismatic screen L=1200 (UGR) - Opaline

**Product code**

RY17.12: Minimal recessed corner module - Down - UGR< 19 - LO - DALI - 8.5W 832lm - 3500K - CRI 90 - Aluminium

Technical description

Recessed corner element for profiles in Minimal version; including a 3500K LED module in a Low Output (LO) version with UGR<19 controlled luminance ($L \leq 3000 \text{cd/m}^2$) ideal for environments with video monitors. Integrated DALI dimmable power supply with pass-through wiring for continuous lines. The module optic and structural fittings allow high luminous flux and system efficiency values. Extruded aluminium heat sink and "Halogen Free" electric cables. Element with light not including a screen but compatible with both roll and single MPO screens.

Installation

Recessed

Colour

Aluminium (12)

Wiring

Quick coupling terminal block connection to simplify connections between the subsequent modules. Complete with integrated dimmable DALI power supply.

Complies with EN60598-1 and pertinent regulations

**Accessory code**

RU58.38: Single Microprismatic screen L=1200 (UGR) - Opaline

Technical description

Flexible single Microprismatic screen for composition L=1200 - UGR< 19 optic -

Installation

snapped on via special springs located in the profile

Colour

Opaline (38)

Notes

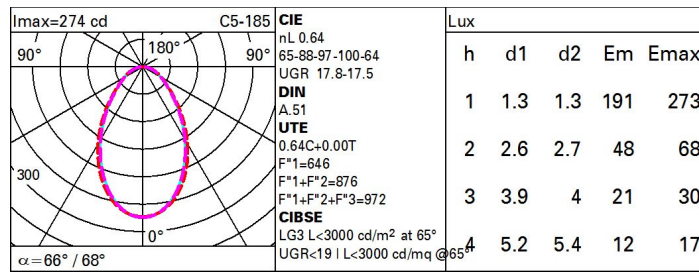
TPa rated

Complies with EN60598-1 and pertinent regulations

Technical data

Im system:	832	Colour temperature [K]:	3500
W system:	8.5	MacAdam Step:	3
Im source:	650	Life Time LED 1:	> 50,000h - L90 - B10 (Ta 25°C)
W source:	3.5	Lamp code:	LED
Luminous efficiency (Im/W, real value):	97.9	Number of lamps for optical assembly:	1
Im in emergency mode:	-	ZVEI Code:	LED
Total light flux at or above an angle of 90° [Lm]:	0	Number of optical assemblies:	2
Light Output Ratio (L.O.R.) [%]:	64	Control:	DALI-2
CRI (minimum):	90		

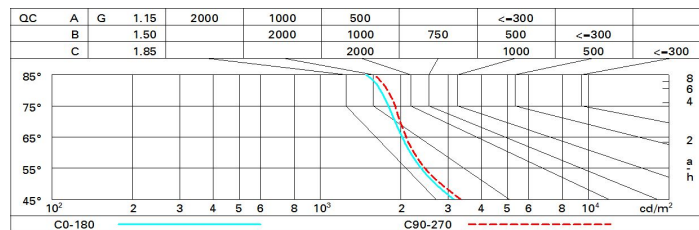
Polar



Utilisation factors

R	77	75	73	71	55	53	33	00	DRR
K0.8	47	42	38	35	41	37	37	33	52
1.0	51	46	42	39	45	42	41	38	59
1.5	57	52	49	47	51	49	48	45	70
2.0	60	57	54	52	55	53	52	49	77
2.5	62	59	57	55	58	56	55	52	81
3.0	63	61	59	57	60	58	57	54	85
4.0	65	63	61	60	62	60	59	57	88
5.0	65	64	63	62	63	62	60	58	91

Luminance curve limit



UGR diagram

Corrected UGR values (at 650 lm bare lamp luminous flux)											
Reflect.: ceiling/cav walls work pl. Room dim x y		0.70	0.70	0.50	0.50	0.30	0.70	0.70	0.50	0.50	0.30
		0.50	0.30	0.50	0.30	0.30	0.50	0.30	0.50	0.30	0.30
		0.20	0.20	0.20	0.20	0.20	0.20	0.20	0.20	0.20	0.20
		viewed crosswise					viewed endwise				
2H	2H	14.6	15.6	14.9	15.9	16.1	14.9	15.9	15.2	16.1	16.4
	3H	15.8	16.7	16.1	17.0	17.3	15.1	16.0	15.5	16.3	16.6
	4H	16.3	17.1	16.6	17.4	17.7	15.2	16.1	15.6	16.4	16.7
	6H	16.7	17.5	17.1	17.8	18.1	15.2	16.0	15.6	16.4	16.7
	8H	16.8	17.6	17.2	17.9	18.3	15.2	16.0	15.6	16.3	16.7
	12H	16.9	17.7	17.3	18.0	18.4	15.2	15.9	15.6	16.3	16.7
4H	2H	15.0	15.9	15.4	16.2	16.5	16.5	17.4	16.9	17.7	18.0
	3H	16.4	17.1	16.8	17.5	17.8	17.0	17.8	17.4	18.1	18.5
	4H	17.0	17.7	17.4	18.1	18.4	17.3	17.9	17.7	18.3	18.7
	6H	17.6	18.2	18.0	18.6	19.0	17.4	18.0	17.9	18.4	18.8
	8H	17.8	18.3	18.2	18.7	19.2	17.5	18.0	17.9	18.4	18.9
	12H	17.9	18.4	18.4	18.9	19.3	17.5	18.0	18.0	18.4	18.9
8H	4H	17.3	17.8	17.7	18.2	18.7	18.1	18.6	18.5	19.0	19.4
	6H	18.0	18.4	18.5	18.9	19.4	18.4	18.8	18.9	19.3	19.8
	8H	18.3	18.7	18.8	19.1	19.6	18.5	18.9	19.0	19.4	19.9
	12H	18.5	18.9	19.0	19.3	19.9	18.6	19.0	19.2	19.5	20.0
12H	4H	17.3	17.8	17.8	18.2	18.7	18.2	18.7	18.7	19.1	19.6
	6H	18.1	18.4	18.5	18.9	19.4	18.6	19.0	19.1	19.5	20.0
	8H	18.4	18.7	18.9	19.2	19.7	18.8	19.1	19.3	19.6	20.1
Variations with the observer position at spacing:											
S =		1.0H	0.2 / -0.3		0.2 / -0.3						
		1.5H	0.3 / -0.6		0.3 / -0.6						
		2.0H	0.7 / -0.7		0.8 / -0.7						