


Last information update: May 2024

Product configuration: P174P174: iplan - neutral white - UGR<19 with L<3,000 cd/m² for $\alpha \geq 65^\circ$ - DALI**Product code**P174: iplan - neutral white - UGR<19 with L<3,000 cd/m² for $\alpha \geq 65^\circ$ - DALI **Attention! Code no longer in production****Technical description**

Recessed direct emission luminaire designed to use Neutral White 4,000K LEDs and be installed in modular false ceilings with a 625x625 mm step. Anodised aluminium perimeter profile. The micro-prismatic diffuser screen, combined with an inner screen and diffusing film, allows optimum diffusion of the direct light and controlled luminance UGR<19 with L<3,000 cd/m² for $\alpha \geq 65^\circ$ ideal for environments where video monitors are used. The LEDs are arranged inside the perimeter and the driver is housed in the product.

Installation

Recessed in modular false ceilings with a 625 x 625 mm step

Colour

Aluminium (12)

Weight (Kg)

8.2

Mounting

ceiling pendant

Wiring

Product complete with DALI electronic components

Complies with EN60598-1 and pertinent regulations



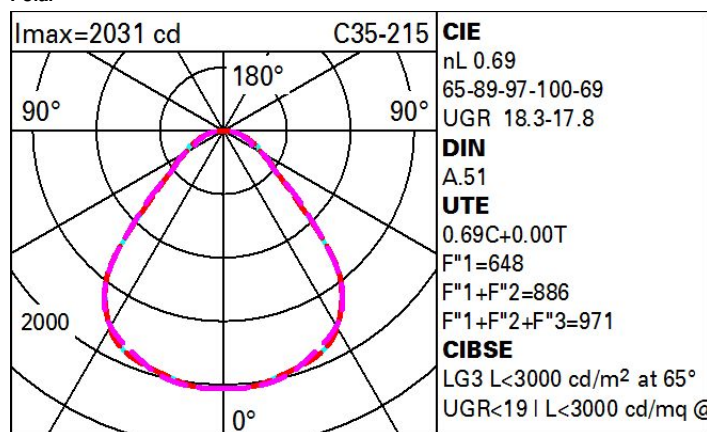
IP20

IP43

On the visible part of the product once installed

**Technical data**

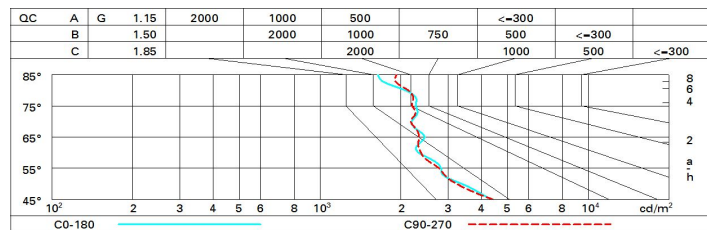
Im system:	4244	Colour temperature [K]:	4000
W system:	39.3	MacAdam Step:	3
Im source:	6150	Life Time LED 1:	> 50,000h - L80 - B10 (Ta 25°C)
W source:	35	Lamp code:	LED
Luminous efficiency (Im/W, real value):	108	Number of lamps for optical assembly:	1
Im in emergency mode:	-	ZVEI Code:	LED
Total light flux at or above an angle of 90° [Lm]:	0	Number of optical assemblies:	1
Light Output Ratio (L.O.R.) [%]:	69	Control:	DALI
CRI (minimum):	80		

Polar

Utilisation factors

R	77	75	73	71	55	53	33	00	DRR
K0.8	51	45	41	38	44	40	40	36	52
1.0	55	50	46	43	49	45	45	41	59
1.5	61	57	53	50	56	53	52	48	70
2.0	65	61	58	56	60	57	56	53	77
2.5	67	64	61	59	62	60	60	56	82
3.0	68	66	64	62	64	62	61	59	85
4.0	70	68	66	65	66	65	64	61	88
5.0	71	69	68	66	68	66	65	63	91

Luminance curve limit



UGR diagram

Corrected UGR values (at 6150 lm bare lamp luminous flux)											
Reflect.: ceiling/cav walls work pl. Room dim x y		viewed crosswise					viewed endwise				
		0.70	0.70	0.50	0.50	0.30	0.70	0.70	0.50	0.50	0.30
		0.50	0.30	0.50	0.30	0.30	0.50	0.30	0.50	0.30	0.30
		0.20	0.20	0.20	0.20	0.20	0.20	0.20	0.20	0.20	0.20
2H	2H	15.5	16.5	15.8	16.8	17.0	15.5	16.5	15.8	16.8	17.0
	3H	16.4	17.3	16.8	17.6	17.9	15.7	16.6	16.1	16.9	17.2
	4H	16.9	17.7	17.3	18.0	18.3	15.8	16.6	16.1	16.9	17.2
	6H	17.3	18.1	17.7	18.4	18.8	15.8	16.6	16.2	16.9	17.2
	8H	17.5	18.2	17.9	18.6	18.9	15.8	16.5	16.2	16.9	17.2
	12H	17.6	18.3	18.0	18.6	19.0	15.8	16.5	16.2	16.8	17.2
4H	2H	15.8	16.6	16.2	16.9	17.2	16.9	17.7	17.3	18.0	18.3
	3H	16.9	17.6	17.3	18.0	18.3	17.3	18.0	17.7	18.4	18.7
	4H	17.5	18.1	17.9	18.5	18.9	17.5	18.1	17.9	18.5	18.9
	6H	18.1	18.6	18.5	19.1	19.5	17.7	18.3	18.1	18.7	19.1
	8H	18.3	18.8	18.8	19.2	19.7	17.8	18.3	18.2	18.7	19.1
	12H	18.5	18.9	18.9	19.4	19.8	17.8	18.2	18.3	18.7	19.1
8H	4H	17.8	18.3	18.2	18.7	19.1	18.4	18.9	18.8	19.3	19.7
	6H	18.5	19.0	19.0	19.4	19.9	18.7	19.1	19.2	19.6	20.1
	8H	18.9	19.2	19.3	19.7	20.2	18.9	19.2	19.4	19.7	20.2
	12H	19.1	19.4	19.6	19.9	20.4	19.0	19.3	19.5	19.8	20.4
12H	4H	17.8	18.3	18.3	18.7	19.2	18.5	19.0	19.0	19.4	19.9
	6H	18.6	19.0	19.1	19.5	20.0	18.9	19.3	19.4	19.8	20.3
	8H	19.0	19.3	19.5	19.8	20.3	19.2	19.5	19.7	20.0	20.5
Variations with the observer position at spacing:											
S =	1.0H	0.4 / -0.3					0.4 / -0.3				
	1.5H	1.0 / -0.7					1.0 / -0.7				
	2.0H	1.8 / -1.0					1.8 / -1.0				