

## Laser Blade

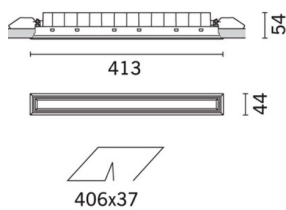
Design iGuzzini

iGuzzini

Last information update: April 2024

### Product configuration: MQ66

MQ66: Recessed frame - LED - Warm white - Incorporated DALI dimmable power supply - Diffused lighting



### Product code

MQ66: Recessed frame - LED - Warm white - Incorporated DALI dimmable power supply - Diffused lighting **Attention! Code no longer in production**

### Technical description

Miniaturized recessed rectangular luminaire with LEDs. Main body with die-cast aluminium radiant surface, version with perimeter surface frame. Optical system designed for diffused lighting distribution. Flux enhancer - superpure aluminium reflector - microprism screen in transparent PMMA with optimised geometry texture; a special film in acrylic material, combined with the screen, allow for a comfortable level of lighting diffusion. Black polycarbonate internal perimeter frame. Supplied with DALI dimmable control gear connected to the luminaire. Warm white LED.

### Installation

recessed with steel springs for false ceilings from 1 to 25 mm; can be installed on ceilings and walls (vertical + horizontal) - preparation slot 37 x 406

### Colour

Black / Black (43) | Black / White (47) | Grey / Black (74)

### Weight (Kg)

0.87

### Mounting

wall recessed|ceiling recessed

### Wiring

on power box: screw connections

### Notes

dimming function with pushbutton (TOUCH DIM/PUSH): for this option consult the instructions included in the package

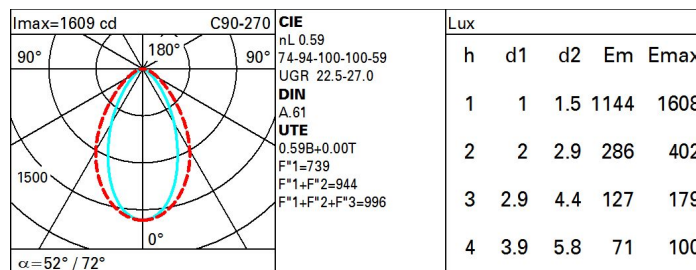
Complies with EN60598-1 and pertinent regulations



### Technical data

lm system:	1947	CRI (typical):	92
W system:	33.5	Colour temperature [K]:	3000
lm source:	3300	MacAdam Step:	3
W source:	30	Life Time LED 1:	> 50,000h - L90 - B10 (Ta 25°C)
Luminous efficiency (lm/W, real value):	58.1	Lamp code:	LED
lm in emergency mode:	-	Number of lamps for optical assembly:	1
Total light flux at or above an angle of 90° [Lm]:	0	ZVEI Code:	LED
Light Output Ratio (L.O.R.) [%]:	59	Number of optical assemblies:	1
CRI (minimum):	90	Control:	DALI

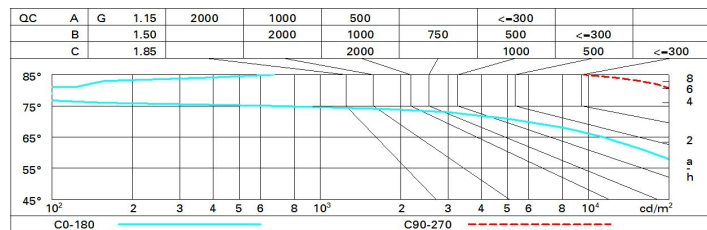
### Polar



# Utilisation factors

R	77	75	73	71	55	53	33	00	DRR
K0.8	46	42	38	36	41	38	38	35	59
1.0	49	45	42	40	45	42	42	39	66
1.5	54	51	49	47	50	48	47	45	76
2.0	57	54	53	51	54	52	51	49	83
2.5	58	57	55	54	56	54	53	51	87
3.0	60	58	57	55	57	56	55	53	90
4.0	61	59	58	57	58	57	57	55	92
5.0	61	60	59	59	59	58	57	56	94

# Luminance curve limit



# UGR diagram

Corrected UGR values (at 3300 lm bare lamp luminous flux)											
Reflect.: ceiling/cav walls work pl. Room dim x y		viewed crosswise					viewed endwise				
2H	2H	22.2	23.1	22.5	23.3	23.0	20.1	20.9	20.4	27.2	27.4
	3H	22.2	23.0	22.6	23.3	23.0	20.1	20.9	20.5	27.2	27.5
	4H	22.2	22.9	22.5	23.2	23.5	20.1	20.8	20.4	27.1	27.4
	6H	22.1	22.7	22.4	23.1	23.4	20.0	20.7	20.4	27.0	27.3
	8H	22.0	22.7	22.4	23.0	23.4	20.0	20.6	20.4	26.9	27.3
	12H	22.0	22.6	22.4	23.0	23.3	20.0	20.5	20.3	26.9	27.2
4H	2H	22.7	23.4	23.0	23.7	24.0	27.0	27.7	27.3	28.0	28.3
	3H	22.7	23.3	23.1	23.7	24.1	27.2	27.8	27.5	28.1	28.5
	4H	22.7	23.2	23.1	23.6	24.0	27.1	27.7	27.6	28.1	28.4
	6H	22.6	23.0	23.0	23.4	23.9	27.1	27.5	27.5	27.9	28.4
	8H	22.5	23.0	23.0	23.4	23.8	27.0	27.5	27.5	27.9	28.3
	12H	22.5	22.9	22.9	23.3	23.8	27.0	27.4	27.5	27.8	28.3
8H	4H	22.7	23.1	23.1	23.5	24.0	27.3	27.8	27.8	28.2	28.6
	6H	22.6	22.9	23.1	23.4	23.9	27.3	27.6	27.7	28.1	28.5
	8H	22.5	22.8	23.0	23.3	23.8	27.2	27.5	27.7	28.0	28.5
	12H	22.5	22.8	23.0	23.2	23.8	27.2	27.4	27.7	27.9	28.4
12H	4H	22.6	23.0	23.1	23.5	23.9	27.3	27.7	27.8	28.1	28.6
	6H	22.6	22.9	23.0	23.3	23.8	27.3	27.6	27.7	28.0	28.5
	8H	22.5	22.8	23.0	23.2	23.8	27.2	27.5	27.7	27.9	28.5
Variations with the observer position at spacing:											
S =		1.0H					1.4 / -1.9				
		1.5H					2.1 / -4.3				
		2.0H					3.3 / -6.8				
							0.3 / -0.7				
							1.4 / -1.5				
							2.7 / -2.2				