

Pixel Pro

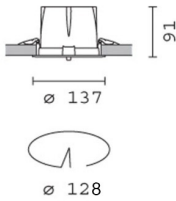
Design Iosa Ghini

iGuzzini

Last information update: May 2024

Product configuration: Q180

Q180: recessed luminaire Ø 137 - neutral white passive dissipation integrated electronic control gear - Medium



Product code

Q180: recessed luminaire Ø 137 - neutral white passive dissipation integrated electronic control gear - Medium **Attention! Code no longer in production**

Technical description

recessed adjustable removable luminaire for LED lamp with passive heat dissipation system. Structure with die-cast aluminium frame and main body; shaped surface with high level radiant effect for effectively reducing the temperature and keeping the long-term LED lamp performance unchanged. Steel rotation hinge, chrome-plated aluminium body closing ring. Reflector with high efficiency super-pure aluminium optic - Medium beam angle. Body adjusted using manually operated device: internal 30° - external 75° - rotation about axis 355°. Supplied with electronic control gear connected to the luminaire. Neutral white high efficiency LED

Installation

recessed using special steel springs in false ceilings with thicknesses starting at 1 mm; preparation hole Ø 125

Colour

White / Aluminium (39) | Grey/Aluminium (78)

Weight (Kg)

1.02

Mounting

ceiling recessed

Wiring

on control gear box with quick-coupling connections

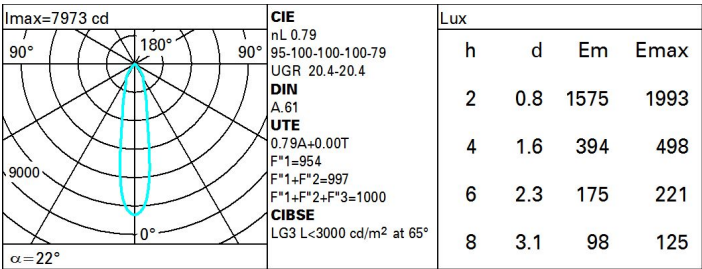
Complies with EN60598-1 and pertinent regulations



Technical data

lm system:	2370	CRI:	80
W system:	24.7	Colour temperature [K]:	4000
lm source:	3000	MacAdam Step:	2
W source:	21	Life Time LED 1:	> 50,000h - L80 - B10 (Ta 25°C)
Luminous efficiency (lm/W, real value):	96	Lamp code:	LED
lm in emergency mode:	-	Number of lamps for optical assembly:	1
Total light flux at or above an angle of 90° [Lm]:	0	ZVEI Code:	LED
Light Output Ratio (L.O.R.) [%]:	79	Number of optical assemblies:	1
Beam angle [°]:	22°		

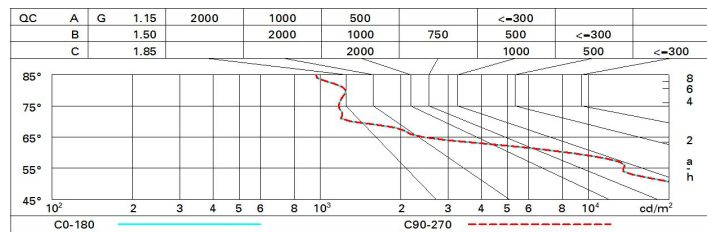
Polar



Utilisation factors

R	77	75	73	71	55	53	33	00	DRR
K0.8	70	66	63	61	65	62	62	59	75
1.0	73	70	67	65	69	66	66	63	80
1.5	77	75	72	71	74	72	71	68	87
2.0	80	78	76	75	77	75	74	72	91
2.5	81	80	79	78	79	78	77	75	94
3.0	82	81	80	80	80	79	78	76	96
4.0	84	83	82	81	81	81	80	78	98
5.0	84	83	83	83	82	82	80	78	99

Luminance curve limit



UGR diagram

Corrected UGR values (at 3000 lm bare lamp luminous flux)											
Reflect.: ceiling walls work pl. Room dim x y		viewed crosswise					viewed endwise				
2H	2H	21.2	22.8	21.0	23.1	23.4	21.2	22.8	21.0	23.1	23.4
	3H	21.1	22.3	21.4	22.6	22.9	21.1	22.3	21.5	22.6	22.9
	4H	21.0	22.1	21.4	22.4	22.7	21.0	22.1	21.4	22.4	22.8
	6H	20.9	22.0	21.3	22.3	22.7	20.9	22.0	21.3	22.4	22.7
	8H	20.8	21.9	21.2	22.3	22.7	20.8	22.0	21.2	22.3	22.7
	12H	20.8	21.9	21.2	22.2	22.6	20.8	21.9	21.2	22.3	22.6
4H	2H	21.0	22.1	21.4	22.4	22.8	21.0	22.1	21.4	22.4	22.7
	3H	20.8	21.9	21.2	22.3	22.6	20.8	21.9	21.2	22.3	22.6
	4H	20.7	21.7	21.1	22.1	22.5	20.7	21.7	21.1	22.1	22.5
	6H	20.5	21.8	20.9	22.2	22.6	20.5	21.8	20.9	22.2	22.6
	8H	20.4	21.8	20.8	22.2	22.7	20.4	21.8	20.8	22.2	22.7
	12H	20.2	21.8	20.7	22.3	22.8	20.2	21.8	20.7	22.3	22.8
8H	4H	20.4	21.8	20.8	22.2	22.7	20.4	21.8	20.8	22.2	22.7
	6H	20.2	21.6	20.7	22.1	22.6	20.2	21.6	20.7	22.1	22.6
	8H	20.2	21.4	20.7	21.9	22.5	20.2	21.4	20.7	21.9	22.5
	12H	20.3	21.2	20.8	21.7	22.2	20.3	21.2	20.8	21.7	22.2
12H	4H	20.2	21.8	20.7	22.3	22.8	20.2	21.8	20.7	22.3	22.8
	6H	20.2	21.4	20.7	21.9	22.4	20.2	21.4	20.7	21.9	22.5
	8H	20.3	21.2	20.8	21.7	22.2	20.3	21.2	20.8	21.7	22.2
Variations with the observer position at spacing:											
S =		4.3 / -9.6					4.3 / -9.6				
		7.1 / -15.0					7.1 / -15.0				
		9.1 / -18.0					9.1 / -18.0				