


Last information update: February 2025

Product configuration: QX65

QX65: Minimal 1 cell - Flood - LED



Product code

QX65: Minimal 1 cell - Flood - LED

Technical description

Square miniaturised recessed luminaire for a single LED lamp - fixed optic. Die-cast aluminium body, minimal version (frameless) installed flush with ceiling. For recessed installation in a false ceiling a specific adapter is required that is available with a separate item code. Metallised, thermoplastic, high definition OptiBeam reflector, integrated in a set-back position in the anti-glare screen. Connecting cable supplied. Ballast not included, available with separate code.

Installation

The recess body is inserted in the specific adapter installed previously by means of a steel wire spring - check the thickness of the false ceiling and use a compatible frame available with a separate item code.

Colour

White (01) | Black (04)

Weight (Kg)

0.05

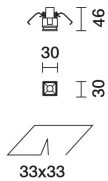
Mounting

wall recessed|ceiling recessed|ceiling surface

Wiring

Constant current ballasts to be ordered separately: ON-OFF - code no. MXF9; DALI dimmable - code no. BZM4 - check the instruction sheet for the operating current setting and the compatible length and cross sections of the cables to be used.

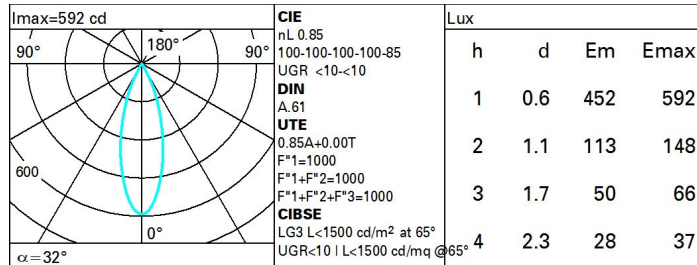
Complies with EN60598-1 and pertinent regulations



Technical data

Im system:	187	CRI (typical):	92
W system:	2	Colour temperature [K]:	3000
Im source:	220	MacAdam Step:	3
W source:	2	Life Time LED 1:	> 50,000h - L90 - B10 (Ta 25°C)
Luminous efficiency (Im/W, real value):	93.5	Lamp code:	LED
Im in emergency mode:	-	Number of lamps for optical assembly:	1
Total light flux at or above an angle of 90° [Lm]:	0	ZVEI Code:	LED
Light Output Ratio (L.O.R.) [%]:	85	Number of optical assemblies:	1
Beam angle [°]:	32°	LED current [mA]:	700
CRI (minimum):	90		

Polar



Utilisation factors

R	77	75	73	71	55	53	33	00	DRR
K0.8	77	73	70	68	72	70	69	67	78
1.0	80	77	74	72	76	74	73	71	83
1.5	84	81	79	78	80	79	78	75	89
2.0	87	85	83	82	84	82	81	79	93
2.5	88	87	86	85	86	85	84	81	96
3.0	89	88	88	87	87	86	85	83	98
4.0	90	90	89	89	88	88	87	84	99
5.0	91	90	90	90	89	89	87	85	100

UGR diagram

Corrected UGR values (at 220 lm bare lamp luminous flux)											
Reflect.:											
ceiling/cav		0.70	0.70	0.50	0.50	0.30	0.70	0.70	0.50	0.50	0.30
walls		0.50	0.30	0.50	0.30	0.30	0.50	0.30	0.50	0.30	0.30
work pl.		0.20	0.20	0.20	0.20	0.20	0.20	0.20	0.20	0.20	0.20
Room dim		viewed					viewed				
x	y	crosswise					endwise				
2H	2H	-2.8	-2.3	-2.6	-2.1	-1.8	-2.8	-2.3	-2.6	-2.1	-1.8
	3H	-3.0	-2.5	-2.7	-2.2	-1.9	-3.0	-2.5	-2.7	-2.2	-1.9
	4H	-3.0	-2.6	-2.7	-2.3	-2.0	-3.0	-2.6	-2.7	-2.3	-2.0
	6H	-3.1	-2.7	-2.8	-2.4	-2.1	-3.1	-2.7	-2.8	-2.4	-2.1
	8H	-3.2	-2.8	-2.8	-2.4	-2.1	-3.2	-2.8	-2.8	-2.4	-2.1
	12H	-3.2	-2.8	-2.8	-2.5	-2.1	-3.2	-2.8	-2.8	-2.5	-2.1
4H	2H	-3.0	-2.6	-2.7	-2.3	-2.0	-3.0	-2.6	-2.7	-2.3	-2.0
	3H	-3.2	-2.8	-2.8	-2.5	-2.1	-3.2	-2.8	-2.8	-2.5	-2.1
	4H	-3.3	-2.9	-2.9	-2.6	-2.2	-3.3	-2.9	-2.9	-2.6	-2.2
	6H	-3.4	-3.1	-2.9	-2.7	-2.3	-3.4	-3.1	-2.9	-2.7	-2.3
	8H	-3.4	-3.1	-3.0	-2.7	-2.3	-3.4	-3.1	-3.0	-2.7	-2.3
	12H	-3.5	-3.2	-3.0	-2.8	-2.3	-3.5	-3.2	-3.0	-2.8	-2.3
8H	4H	-3.4	-3.1	-3.0	-2.7	-2.3	-3.4	-3.1	-3.0	-2.7	-2.3
	6H	-3.5	-3.3	-3.0	-2.8	-2.4	-3.5	-3.3	-3.0	-2.8	-2.4
	8H	-3.6	-3.4	-3.1	-2.9	-2.4	-3.6	-3.4	-3.1	-2.9	-2.4
	12H	-3.6	-3.5	-3.1	-3.0	-2.5	-3.6	-3.5	-3.1	-3.0	-2.5
12H	4H	-3.5	-3.2	-3.0	-2.8	-2.3	-3.5	-3.2	-3.0	-2.8	-2.3
	6H	-3.6	-3.4	-3.1	-2.9	-2.4	-3.6	-3.4	-3.1	-2.9	-2.4
	8H	-3.6	-3.5	-3.1	-3.0	-2.5	-3.6	-3.5	-3.1	-3.0	-2.5
Variations with the observer position at spacing:											
S =	1.0H	0.9 / -25.5					0.9 / -25.5				
	1.5H	9.7 / -26.0					9.7 / -26.0				
	2.0H	11.7 / -26.8					11.7 / -26.8				