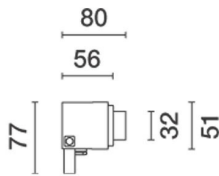


Last information update: April 2024

Product configuration: BJ96

BJ96: Outdoor floodlight - Neutral White LED - max 500mA - Spot optic with cylinder

**Product code**

BJ96: Outdoor floodlight - Neutral White LED - max 500mA - Spot optic with cylinder

Technical description

Direct light outdoor floodlight, designed to use neutral white LED lamps, with spot optic and external cylinder for cleaning up the beam of light. Ground, wall or ceiling installation using special adjustable bracket. The luminaire consists of an optical assembly, rear cap and adjustable bracket. The optical assembly and rear cap are made of die-cast aluminium alloy coated with liquid acrylic paint (grey finish) or textured liquid (white finish) with a high level of resistance to weather and UV rays. Methacrylate front cylinder, painted black and joined to the optical assembly with silicone. The adjustable fixing bracket is made of painted aluminium. It has a single stainless steel M14x1 cable gland and black rubber outlet cable complete with anti-transpiration device L=300mm, electronic circuit with neutral white LED and optic having a lens made of thermoplastic material (methacrylate). The electronic ballast must be ordered separately (max. 500mA). All external screws used are made of A2 stainless steel. The luminaire technical characteristics conform to EN60598-1 standards and particular requirements.

Installation

Ground, wall or ceiling installation using special bracket. Secure using screw anchors for concrete, cement and solid brick.

Colour

White (01) | Black (04) | Grey (15) | Rust Brown (F5)

Weight (Kg)

0.26

Mounting

free standing

Wiring

Electronic ballast to be ordered separately.

Notes

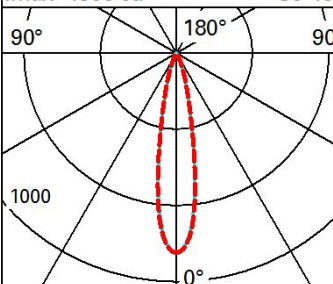
Product complete with LED lamp.

Complies with EN60598-1 and pertinent regulations

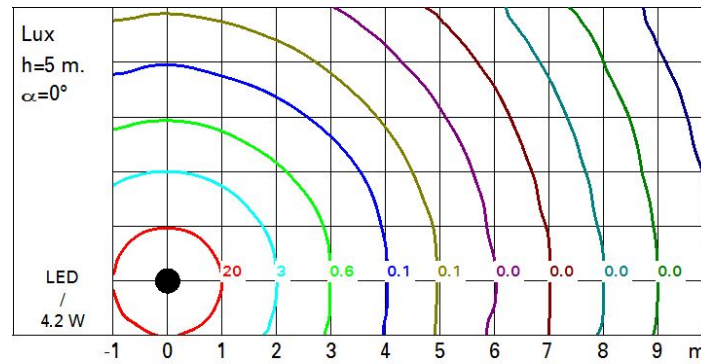
**Technical data**

Im system:	218	Colour temperature [K]:	4000
W system:	4.2	MacAdam Step:	3
Im source:	590	Life Time LED 1:	100,000h - L80 - B10 (Ta 25°C)
W source:	4.2	Life Time LED 2:	94,000h - L80 - B10 (Ta 40°C)
Luminous efficiency (Im/W, real value):	52	Lamp code:	LED
Im in emergency mode:	-	Number of lamps for optical assembly:	1
Total light flux at or above an angle of 90° [Lm]:	0	ZVEI Code:	LED
Light Output Ratio (L.O.R.) [%]:	37	Number of optical assemblies:	1
Beam angle [°]:	20°	Intervallo temperatura ambiente:	from -30°C to 50°C.
CRI (minimum):	80	LED current [mA]:	500

Polar

Imax=1308 cd		C0-180		Lux				
90°	180°	90°		h	d1	d2	Em	Emax
				4	1.4	1.4	66	82
				8	2.8	2.8	16	20
				12	4.2	4.2	7	9
				16	5.6	5.6	4	5
α=20°								

Isolux



UGR diagram

Corrected UGR values (at 590 lm bare lamp luminous flux)											
Reflect.:		viewed crosswise					viewed endwise				
ceiling		0.70	0.70	0.50	0.50	0.30	0.70	0.70	0.50	0.50	0.30
walls		0.50	0.30	0.50	0.30	0.30	0.50	0.30	0.50	0.30	0.30
work pl.		0.20	0.20	0.20	0.20	0.20	0.20	0.20	0.20	0.20	0.20
Room dim		viewed crosswise					viewed endwise				
x	y										
2H	2H	0.7	0.7	7.1	9.1	9.4	5.9	7.9	0.2	0.2	0.5
	3H	0.7	0.2	7.1	8.5	8.8	5.8	7.3	0.2	7.0	7.9
	4H	0.7	7.9	7.1	8.2	8.6	5.8	7.0	0.2	7.3	7.6
	6H	0.7	7.0	7.0	7.9	8.3	5.8	0.7	0.1	7.0	7.4
	8H	0.6	7.5	7.0	7.9	8.2	5.7	0.6	0.1	7.0	7.3
	12H	0.5	7.5	0.9	7.9	8.2	5.6	0.6	0.0	7.0	7.3
4H	2H	0.6	7.8	7.0	8.1	8.5	5.9	7.1	0.3	7.4	7.8
	3H	0.6	7.0	7.0	7.9	8.3	5.9	0.8	0.3	7.2	7.6
	4H	0.5	7.5	7.0	7.9	8.4	5.8	0.8	0.2	7.2	7.6
	6H	0.2	7.9	0.7	8.3	8.8	5.5	7.1	5.9	7.6	8.0
	8H	0.1	7.9	0.6	8.4	8.9	5.3	7.2	5.8	7.6	8.1
	12H	0.0	7.9	0.5	8.4	8.9	5.2	7.1	5.8	7.6	8.1
8H	4H	0.1	7.9	0.6	8.4	8.9	5.3	7.2	5.8	7.6	8.1
	6H	0.0	7.7	0.5	8.2	8.7	5.3	7.0	5.8	7.5	8.0
	8H	0.0	7.5	0.5	8.0	8.5	5.3	0.7	5.8	7.2	7.8
	12H	0.1	7.1	0.7	7.6	8.1	5.4	0.4	5.9	0.9	7.4
12H	4H	0.0	7.9	0.5	8.4	8.9	5.2	7.1	5.7	7.6	8.1
	6H	0.0	7.5	0.5	8.0	8.5	5.3	0.7	5.8	7.2	7.8
	8H	0.1	7.1	0.7	7.6	8.1	5.4	0.4	5.9	0.9	7.4
Variations with the observer position at spacing:											
S =		1.0H	4.0 / -5.1				3.7 / -4.6				
		1.5H	0.6 / -0.7				0.3 / -0.1				
		2.0H	8.5 / -7.5				8.2 / -6.9				