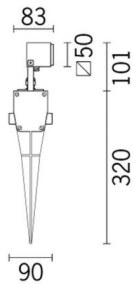


Last information update: April 2024

Product configuration: BK16

BK16: Outdoor spike-mounted floodlight - Neutral white LED - with electronic ballast Vin=100-240V ac - Flood optic

**Product code**BK16: Outdoor spike-mounted floodlight - Neutral white LED - with electronic ballast Vin=100-240V ac - Flood optic **Attention! Code no longer in production****Technical description**

Direct light outdoor floodlight with spike, designed to use neutral white LED lamps, with flood optic. For ground and garden installation using the special integrated spike. The luminaire consists of an optical assembly, rear cap, adjustable bracket and spike. The optical assembly and rear cap are made of die-cast aluminium alloy coated with liquid acrylic paint (grey finish) or textured liquid (white finish) with a high level of resistance to weather and UV rays. Transparent tempered sodium - calcium safety glass with customised grey serigraphy, 4 mm thick, joined to the optical assembly with silicone. AISI 304 stainless steel adjustable fixing bracket. Spike made of thermoplastic material. Equipped with electronic ballast (Vin=100-240V ac 50/60Hz), polyamide PG11 double cable gland for pass-through wiring (suitable for power cables \varnothing 6.5-11 mm) and PG7 single nickel-plated brass cable gland for connection to the optical assembly. Optical assembly equipped with a single stainless steel M14x1 cable gland and black rubber outlet cable connected to the spike. Electronic circuit with neutral white LED and optic having a lens made of thermoplastic material (methacrylate). All external screws used are made of A2 stainless steel. The luminaire technical characteristics conform to EN60598-1 standards and particular requirements.

Installation

For ground/garden installation using the integrated spike.

Colour

Black (04) | Rust Brown (F5) | White (01) | Grey (15)

Mounting

free standing

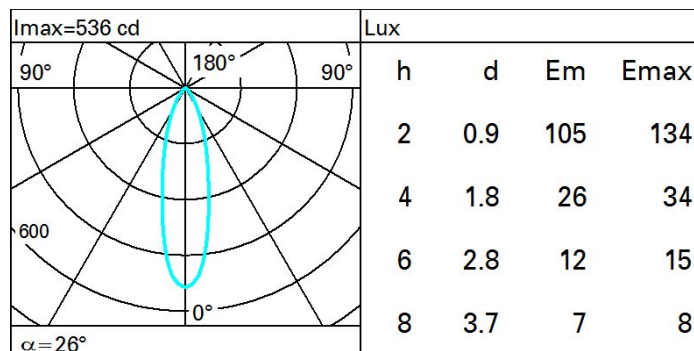
WiringEquipped with electronic ballast Vin=100-240V ac 50/60Hz. Polyamide PG11 double cable gland for pass-through wiring, suitable for power cables \varnothing 6.5-11 mm.**Notes**

Product complete with LED lamp.

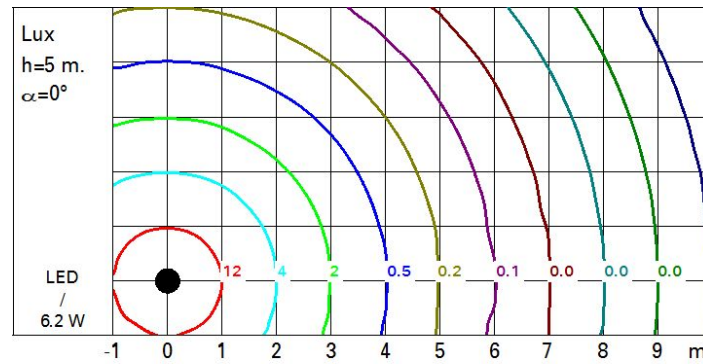
Complies with EN60598-1 and pertinent regulations

**Technical data**

Im system:	201	Colour temperature [K]:	4000
W system:	6.2	MacAdam Step:	3
Im source:	390	Life Time LED 1:	66,000h - L80 - B10 (Ta 25°C)
W source:	4.7	Life Time LED 2:	66,000h - L80 - B10 (Ta 40°C)
Luminous efficiency (Im/W, real value):	32.4	Lamp code:	LED
Im in emergency mode:	-	Number of lamps for optical assembly:	1
Total light flux at or above an angle of 90° [Lm]:	0	ZVEI Code:	LED
Light Output Ratio (L.O.R.) [%]:	51	Number of optical assemblies:	1
Beam angle [°]:	26°	Intervallo temperatura ambiente:	from -20°C to +35°C.
CRI (minimum):	80		

Polar

Isolux



UGR diagram

Corrected UGR values (at 390 lm bare lamp luminous flux)											
Riflect.:		viewed crosswise					viewed endwise				
ceiling		0.70	0.70	0.50	0.50	0.30	0.70	0.70	0.50	0.50	0.30
walls		0.50	0.30	0.50	0.30	0.30	0.50	0.30	0.50	0.30	0.30
work pl.		0.20	0.20	0.20	0.20	0.20	0.20	0.20	0.20	0.20	0.20
Room dim		viewed crosswise					viewed endwise				
x	y										
2H	2H	15.9	16.5	16.1	16.8	17.0	15.9	16.5	16.1	16.8	17.0
	3H	15.9	16.6	16.3	16.8	17.1	15.8	16.4	16.2	16.7	17.0
	4H	15.9	16.5	16.2	16.8	17.1	15.8	16.4	16.1	16.7	17.0
	6H	15.8	16.4	16.2	16.7	17.0	15.7	16.3	16.1	16.6	16.9
	8H	15.8	16.3	16.2	16.6	17.0	15.7	16.2	16.1	16.5	16.9
	12H	15.8	16.2	16.1	16.6	16.9	15.7	16.2	16.0	16.5	16.8
4H	2H	15.8	16.4	16.1	16.7	17.0	15.9	16.5	16.2	16.8	17.1
	3H	16.0	16.4	16.3	16.8	17.1	15.9	16.4	16.3	16.8	17.1
	4H	15.9	16.3	16.3	16.7	17.1	15.9	16.3	16.3	16.7	17.1
	6H	15.8	16.2	16.3	16.6	17.0	15.9	16.2	16.3	16.6	17.0
	8H	15.8	16.1	16.2	16.5	17.0	15.8	16.2	16.3	16.6	17.0
	12H	15.7	16.0	16.2	16.5	16.9	15.8	16.1	16.2	16.5	17.0
8H	4H	15.8	16.2	16.3	16.6	17.0	15.8	16.1	16.2	16.5	17.0
	6H	15.7	16.0	16.2	16.4	16.9	15.7	16.0	16.2	16.4	16.9
	8H	15.7	15.9	16.2	16.4	16.9	15.7	15.9	16.2	16.4	16.9
	12H	15.6	15.8	16.1	16.3	16.8	15.6	15.8	16.1	16.3	16.8
12H	4H	15.8	16.1	16.2	16.5	17.0	15.7	16.0	16.2	16.5	16.9
	6H	15.7	15.9	16.2	16.4	16.9	15.7	15.9	16.2	16.4	16.9
	8H	15.6	15.8	16.1	16.3	16.8	15.6	15.8	16.1	16.3	16.8
Variations with the observer position at spacing:											
S =		1.0H	2.6	/ -3.4				2.6	/ -3.4		
		1.5H	4.9	/ -5.7				4.9	/ -5.7		
		2.0H	6.8	/ -6.2				6.8	/ -6.2		