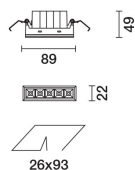



Design iGuzzini iGuzzini

Product configuration: QJ08
QJ08: Minimal 5 cells - Flood beam - LED



QJ08: Minimal 5 cells - Flood beam - LED

Linear miniaturised recessed luminaire with 5 optical elements for LED lamps - fixed optic. Despite the ultracompact size of the product, the patented technology of the optic system guarantees an efficient luminous flux and a high level of controlled glare visual comfort. Main body with die-cast aluminium radiant surface, minimal (frameless) version for mounting flush with the ceiling. For recessed installation in a false ceiling a specific adapter is required that is available with a separate item code. Metallised, thermoplastic, high definition Opti Beam reflector, integrated in a set-back position in the anti-glare screen. Supplied with a power supply unit connected to the luminaire.

The luminaire is recessed in the specific adapter (QJ90) by means of a steel wire spring, previously installed on the ceiling that can be 12.5 / 15 / 20 mm thick. A special protective sheath allows finishing operations on the plasterboard to be simplified and speeded up.

0.32

wall recessed|ceiling recessed

On the power supply unit with terminal board included.

The special steel wire spring provided is required to facilitate the eventual extraction of the recessed body once it has been inserted.

Complies with EN60598-1 and pertinent regulations



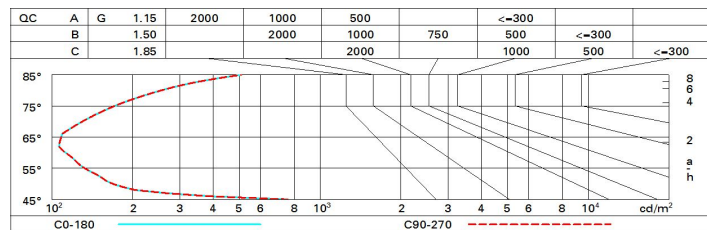
Im system:	722	CRI (minimum):	90
W system:	12.7	Colour temperature [K]:	2700
Im source:	870	MacAdam Step:	2
W source:	9.9	Life Time LED 1:	> 50,000h - L80 - B10 (Ta 25°C)
Luminous efficiency (lm/W, real value):	56.9	Voltage [Vin]:	230
Im in emergency mode:	-	Lamp code:	LED
Total light flux at or above an angle of 90° [Lm]:	0	Number of lamps for optical assembly:	1
Light Output Ratio (L.O.R.) [%]:	83	ZVEI Code:	LED
Beam angle [°]:	43°	Number of optical assemblies:	1

	I_{max}=1483 cd CIE nL 0.83 100-100-100-100-83 UGR <10-10 DIN A.61 UTE 0.83A+0.00T F*1=999 F*1+F*2=1000 F*1+F*2+F*3=1000 CIBSE LG3 L<1500 cd/m ² at 65° UGR<10 L<1500 cd/mq @65°		Lux			
	h	d	Em	E_{max}		
	1	0.8	1207	1472		
	2	1.5	302	368		
	3	2.3	134	164		
α=42°	4	3.1	75	92		

Utilisation factors

R	77	75	73	71	55	53	33	00	DRR
K0.8	75	71	68	66	70	68	68	65	78
1.0	78	75	72	70	74	72	71	69	83
1.5	82	80	77	76	79	77	76	74	89
2.0	85	83	81	80	82	80	79	77	93
2.5	86	85	84	83	84	83	82	79	96
3.0	87	86	85	85	85	84	83	81	98
4.0	88	87	87	86	86	86	84	82	99
5.0	89	88	88	88	87	87	85	83	100

Luminance curve limit



UGR diagram

Corrected UGR values (at 870 lm bare lamp luminous flux)											
Reflect.: ceiling walls work pl. Room dim x y		viewed crosswise					viewed endwise				
		0.70	0.70	0.50	0.50	0.30	0.70	0.70	0.50	0.50	0.30
		0.50	0.30	0.50	0.30	0.30	0.50	0.30	0.50	0.30	0.30
		0.20	0.20	0.20	0.20	0.20	0.20	0.20	0.20	0.20	0.20
2H	2H	7.1	7.5	7.3	7.8	8.0	7.1	7.5	7.3	7.8	8.0
	3H	6.9	7.4	7.2	7.6	7.9	6.9	7.4	7.2	7.6	7.9
	4H	6.9	7.3	7.2	7.6	7.9	6.9	7.3	7.2	7.6	7.9
	6H	6.8	7.2	7.1	7.5	7.8	6.8	7.2	7.1	7.5	7.8
	8H	6.8	7.1	7.1	7.4	7.8	6.8	7.1	7.1	7.4	7.8
	12H	6.7	7.1	7.1	7.4	7.8	6.7	7.1	7.1	7.4	7.7
4H	2H	6.9	7.3	7.2	7.6	7.9	6.9	7.3	7.2	7.6	7.9
	3H	6.7	7.1	7.1	7.4	7.7	6.7	7.1	7.1	7.4	7.7
	4H	6.6	6.9	7.0	7.3	7.7	6.6	6.9	7.0	7.3	7.7
	6H	6.5	6.8	7.0	7.2	7.6	6.5	6.8	7.0	7.2	7.6
	8H	6.5	6.8	6.9	7.2	7.6	6.5	6.7	6.9	7.2	7.6
	12H	6.5	6.7	6.9	7.1	7.6	6.4	6.7	6.9	7.1	7.6
8H	4H	6.5	6.7	6.9	7.2	7.6	6.5	6.8	6.9	7.2	7.6
	6H	6.4	6.6	6.9	7.1	7.5	6.4	6.6	6.9	7.1	7.5
	8H	6.4	6.5	6.8	7.0	7.5	6.4	6.5	6.8	7.0	7.5
	12H	6.3	6.5	6.8	7.0	7.5	6.3	6.5	6.8	6.9	7.5
12H	4H	6.4	6.7	6.9	7.1	7.6	6.5	6.7	6.9	7.1	7.6
	6H	6.4	6.5	6.8	7.0	7.5	6.4	6.5	6.9	7.0	7.5
	8H	6.3	6.5	6.8	6.9	7.5	6.3	6.5	6.8	7.0	7.5
Variations with the observer position at spacing:											
S =	1.0H	7.0 / -14.5					7.0 / -14.5				
	1.5H	9.8 / -14.7					9.8 / -14.7				
	2.0H	11.8 / -14.8					11.8 / -14.8				