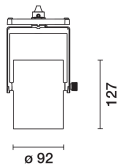


Last information update: February 2025

**Product configuration: RF72.01**

RF72.01: Pendant Tecnica Evo - Ø92 body - DALI - 27.5W 2835lm - 3000K - CRI 90 - White



**Product code**

RF72.01: Pendant Tecnica Evo - Ø92 body - DALI - 27.5W 2835lm - 3000K - CRI 90 - White

**Technical description**

Pendant luminaire fitted with an adapter for installation on an electrified DALI track. LED lamp with high color rendering index. Die-cast aluminium luminaire. Optical system with high performance P.V.D. (Physical Vapour Deposition) anti-scratch aluminium reflector that offers an excellent light efficiency ratio. Balanced pendant system with double steel cable and adjustment system. Fitted with mechanical aiming locks, so rotation and tilting movements can be locked in position to ensure efficient light aiming even after the original installation or during maintenance. Integrated DALI dimmable power supply unit. Designed to house other optical accessories in the Tecnica Evo range. Interchangeable reflectors are available, which allow the emission angle to be varied as required, even after the original installation.

**Installation**

Installation on an electrified track.

**Colour**  
White (01)

**Weight (Kg)**  
1.46

**Mounting**  
dali track

**Wiring**  
Built-in DALI dimmable power supply.

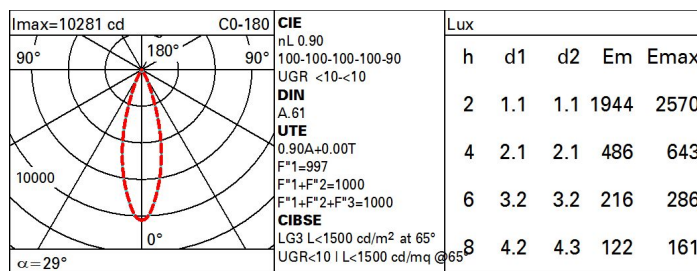
Complies with EN60598-1 and pertinent regulations



**Technical data**

lm system:	2835	CRI (minimum):	90
W system:	27.5	Colour temperature [K]:	3000
lm source:	3150	MacAdam Step:	2
W source:	24	Life Time LED 1:	> 50,000h - L90 - B10 (Ta 25°C)
Luminous efficiency (lm/W, real value):	103.1	Lamp code:	LED
lm in emergency mode:	-	Number of lamps for optical assembly:	1
Total light flux at or above an angle of 90° [Lm]:	0	ZVEI Code:	LED
Light Output Ratio (L.O.R.) [%]:	90	Number of optical assemblies:	1
Beam angle [°]:	29°	Control:	DALI-2

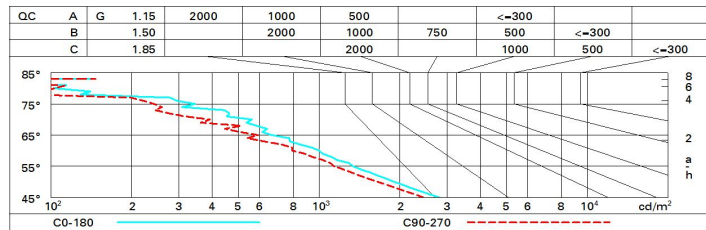
**Polar**



Utilisation factors

R	77	75	73	71	55	53	33	00	DRR
K0.8	81	77	74	72	76	74	73	70	78
1.0	85	81	78	76	80	78	77	75	83
1.5	89	86	84	82	85	83	82	80	89
2.0	92	90	88	87	88	87	86	84	93
2.5	93	92	91	90	91	89	89	86	96
3.0	95	94	93	92	92	91	90	88	98
4.0	96	95	94	94	93	93	92	89	99
5.0	96	96	95	95	94	94	92	90	100

Luminance curve limit



UGR diagram

Corrected UGR values (at 3150 lm bare lamp luminous flux)											
Reflect.:		viewed crosswise					viewed endwise				
ceiling	cav	0.70	0.70	0.50	0.50	0.30	0.70	0.70	0.50	0.50	0.30
walls		0.50	0.30	0.50	0.30	0.30	0.50	0.30	0.50	0.30	0.30
work pl.		0.20	0.20	0.20	0.20	0.20	0.20	0.20	0.20	0.20	0.20
Room dim		viewed crosswise					viewed endwise				
x	y										
2H	2H	0.5	7.1	0.8	7.3	7.5	0.1	0.0	0.3	0.8	7.0
	3H	0.4	0.9	0.7	7.2	7.4	5.9	0.4	0.3	0.7	7.0
	4H	0.4	0.8	0.7	7.1	7.4	5.9	0.3	0.2	0.6	0.9
	0H	0.3	0.7	0.6	7.0	7.3	5.8	0.2	0.1	0.5	0.8
	8H	0.2	0.6	0.6	7.0	7.3	5.8	0.2	0.1	0.5	0.8
12H	0.2	0.6	0.6	0.9	7.3	5.7	0.1	0.1	0.4	0.8	
4H	2H	0.3	0.8	0.7	7.1	7.4	5.9	0.3	0.2	0.6	0.9
	3H	0.2	0.6	0.6	0.9	7.3	5.7	0.1	0.1	0.5	0.8
	4H	0.1	0.5	0.5	0.8	7.2	5.7	0.0	0.1	0.4	0.7
	6H	0.0	0.3	0.5	0.7	7.1	5.6	5.9	0.0	0.3	0.7
	8H	0.0	0.3	0.4	0.7	7.1	5.5	5.8	0.0	0.2	0.6
12H	5.9	0.2	0.4	0.6	7.1	5.5	5.7	5.9	0.1	0.6	
8H	4H	0.0	0.3	0.4	0.7	7.1	5.5	5.8	0.0	0.2	0.6
	0H	5.9	0.1	0.4	0.6	7.0	5.4	5.7	5.9	0.1	0.6
	8H	5.8	0.0	0.3	0.5	7.0	5.4	5.6	5.9	0.0	0.5
	12H	5.8	0.0	0.3	0.4	7.0	5.3	5.5	5.8	0.0	0.5
12H	4H	0.0	0.2	0.4	0.6	7.1	5.5	5.7	5.9	0.1	0.6
	0H	5.8	0.0	0.3	0.5	7.0	5.4	5.6	5.9	0.0	0.5
	8H	5.8	0.0	0.3	0.4	7.0	5.3	5.5	5.8	0.0	0.5
Variations with the observer position at spacing:											
S =	1.0H	6.9 / -11.0					6.9 / -11.3				
	1.5H	9.7 / -12.9					9.7 / -13.2				
	2.0H	11.7 / -14.7					11.7 / -15.2				