Platea Pro

Design Jean-Michel Wilmotte | **iGuzzini**

Last information update: November 2024

Product configuration: P818
P818: Platea Pro

Product code
P818: Platea Pro

Technical description
Outdoor luminaire with a Spot optic, designed to use LED lamps. Made up of an optical assembly with a base and an aluminium alloy frame. The painting stage consists of a primer and a liquid acrylic paint, cured at 150 °C, with a high level of weather and UV ray resistance. With a 5 mm thick colourless transparent tempered sodium-calcium glass cover. The product can be tilted by +5°/-90° around the vertical plane with a 10° step graduated gauge and fitted with mechanical blocks that guarantee stable aiming of the beam of light. Horizontal aiming is performed using the slots in the base, which allow an ±30° adjustment. High visual comfort. Polymer optic lenses offering high yield and even light distribution. Complete with circuit fitted with Neutral White monochrome power LEDs. Extractable control gear connected with quick-coupling connectors. 220-240V ac 50/60Hz DALI electronic ballast. Replaceable control gear. All the screws used are made of A2 stainless steel.

Installation
The luminaire can be installed at ground level or on walls using the standard base.

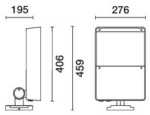

Colour
White (01) | Black (04) | Grey (15) | Rust Brown (F5)

Weight (Kg)
8.55

Mounting
wall arm|wall surface|ground anchored

Wiring
Luminaire ready for pass-through wiring. Product perfect watertightness at the power cable entry point is guaranteed by 2 nickel-plated brass M24x1.5 cable clamps, suitable for cables with a max external 16mm ø (1.5mm² cross section). Push in terminal board.

Notes
Available accessories include: a refractor for elliptical light flow distribution, diffusing glass, visor, directional flaps, protective grille .

Complies with EN60598-1 and pertinent regulations

IK08 IP66

Technical data

lm system:	8132
W system:	82.7
lm source:	10700
W source:	76
Luminous efficiency (lm/W, real value):	98.3
lm in emergency mode:	-
Total light flux at or above an angle of 90° [Lm]:	0
Light Output Ratio (L.O.R.) [%]:	76
Beam angle [°]:	12°
CRI (minimum):	80
Colour temperature [K]:	4000
MacAdam Step:	3
Life Time LED 1:	100,000h - L80 - B10 (Ta 25°C)

Life Time LED 2:	76,000h - L80 - B10 (Ta 40°C)
Lamp code:	LED
Number of lamps for optical assembly:	1
ZVEI Code:	LED
Number of optical assemblies:	1
Intervallo temperatura ambiente:	from -30°C to 50°C.
Power factor:	See installation instructions
Inrush current:	70 A / - µs
Maximum number of luminaires of this type per miniature circuit breaker:	B10A: 6 luminaires B16A: 11 luminaires C10A: 11 luminaires C16A: 18 luminaires
Minimum dimming %:	10
Overvoltage protection:	10kV Common mode & 6kV Differential mode
Control:	DALI-2

Polar

Imax=101884 cd

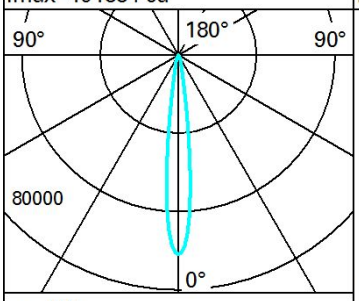

α=12°

Lux

h	d	Em	Emax
25	5.3	134	163
50	10.5	33	41
75	15.8	15	18
100	21	8	10

Isolux

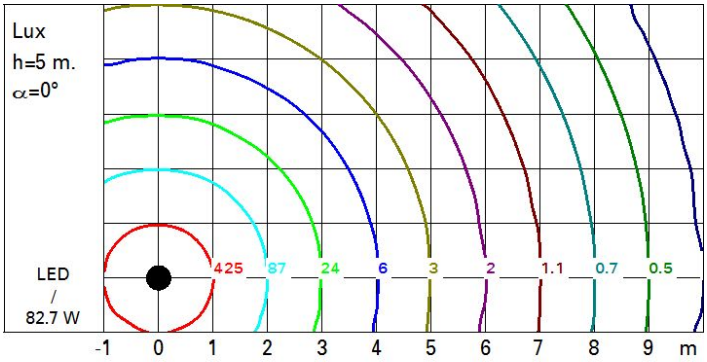

UGR diagram

Corrected UGR values (at 10700 lm bare lamp luminous flux)

Riflect.:											
ceil/cav		0.70	0.70	0.50	0.50	0.30	0.70	0.70	0.50	0.50	0.30
walls		0.50	0.30	0.50	0.30	0.30	0.50	0.30	0.50	0.30	0.30
work pl.		0.20	0.20	0.20	0.20	0.20	0.20	0.20	0.20	0.20	0.20
Room dim				viewed					viewed		
x	y			crosswise					endwise		
2H	2H	12.0	13.9	12.3	14.2	14.5	12.0	13.9	12.3	14.2	14.5
	3H	12.5	13.7	12.8	14.0	14.4	12.3	13.5	12.6	13.8	14.1
	4H	12.5	13.5	12.9	13.8	14.1	12.3	13.3	12.7	13.6	13.9
	6H	12.5	13.2	12.9	13.6	13.9	12.3	13.0	12.7	13.4	13.7
	8H	12.5	13.3	12.8	13.6	14.0	12.3	13.1	12.6	13.4	13.8
	12H	12.4	13.3	12.8	13.6	14.0	12.2	13.1	12.6	13.5	13.8
4H	2H	12.3	13.3	12.7	13.6	13.9	12.5	13.5	12.9	13.8	14.1
	3H	12.8	13.7	13.2	14.1	14.5	12.8	13.7	13.2	14.1	14.4
	4H	12.7	13.9	13.2	14.3	14.8	12.7	13.9	13.2	14.3	14.8
	6H	12.5	14.2	13.0	14.6	15.1	12.5	14.2	13.0	14.6	15.1
	8H	12.4	14.2	12.9	14.7	15.2	12.4	14.2	12.9	14.7	15.2
	12H	12.3	14.1	12.8	14.6	15.1	12.3	14.2	12.8	14.6	15.1
8H	4H	12.4	14.2	12.9	14.7	15.2	12.4	14.2	12.9	14.7	15.2
	6H	12.4	14.0	12.9	14.4	15.0	12.4	13.9	12.9	14.4	14.9
	8H	12.4	13.7	12.9	14.1	14.7	12.4	13.7	12.9	14.1	14.7
	12H	12.6	13.3	13.1	13.8	14.3	12.6	13.3	13.1	13.8	14.3
12H	4H	12.3	14.2	12.8	14.6	15.1	12.3	14.1	12.8	14.6	15.1
	6H	12.4	13.7	12.9	14.1	14.7	12.4	13.7	12.9	14.1	14.7
	8H	12.6	13.3	13.1	13.8	14.3	12.6	13.3	13.1	13.8	14.3

Variations with the observer position at spacing:

S =	1.0H	1.6 / -0.9	1.6 / -0.9
	1.5H	3.1 / -1.8	3.1 / -1.8
	2.0H	4.6 / -3.2	4.6 / -3.2