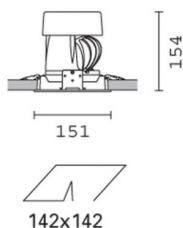


Last information update: May 2024

**Product configuration: ML18+LED**

ML18: square recessed luminaire - warm white active dissipation - integrated electronic control gear - flood

**Product code**ML18: square recessed luminaire - warm white active dissipation - integrated electronic control gear - flood **Attention! Code no longer in production****Technical description**

Recessed adjustable removable luminaire for LED lamp with active heat dissipation system. Square sheet steel perimeter frame. Main structure and lamp body made of die-cast aluminium. Steel rotation hinges. Chrome-plated aluminium lamp body closing ring. Forced heat dissipation using fan with magnetic anti-friction operation guaranteeing lasting efficiency and quietness, keeping LED lamp performance unchanged. The fan has an anti-dust protection system; safety thermal breaker and is set up for fast, easy replacement. Reflector with high efficiency super-pure aluminium optic - flood beam angle. Body adjusted using manually operated device: internal 29° - external 75° - rotation about axis 355°. Supplied with electronic control gear connected to the luminaire. Warm white high efficiency LED.

**Installation**

recessed using steel springs for false ceilings with thicknesses starting at 1 mm; preparation slot 142 x 142 mm

**Colour**

White / Aluminium (39) | Grey / Black / Aluminium (E1)

**Mounting**

ceiling recessed

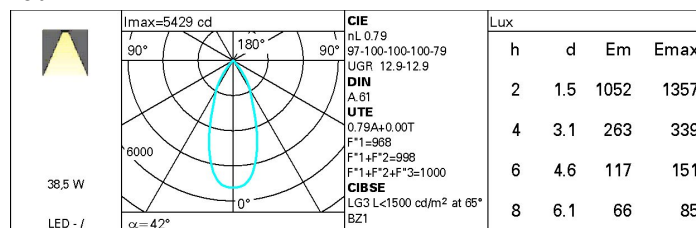
**Wiring**

on control gear box with quick-coupling connections

Complies with EN60598-1 and pertinent regulations

**Technical data**

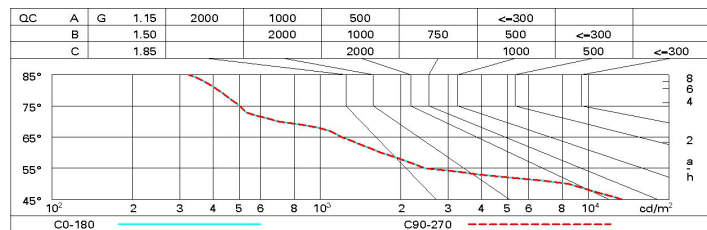
Im system:	3156,4	CRI:	80
W system:	38,5	Colour temperature [K]:	3000
Im source:	4000	MacAdam Step:	3
W source:	34	Life Time LED 1:	50.000h - L80 - B10 (Ta 25°C)
Luminous efficiency (Im/W, real value):	82	Lamp code:	LED
Im in emergency mode:	-	Number of lamps for optical assembly:	1
Total light flux at or above an angle of 90° [Lm]:	0	ZVEI Code:	LED
Light Output Ratio (L.O.R.) [%]:	79	Number of optical assemblies:	1
Beam angle [°]:	42°		

**Polar**

# Utilisation factors

R	77	75	73	71	55	53	33	00	DRR
K0.8	70	66	64	61	66	63	63	60	76
1.0	73	70	67	66	69	67	67	64	81
1.5	77	75	73	71	74	72	71	69	87
2.0	80	78	77	75	77	76	75	72	92
2.5	82	80	79	78	79	78	77	75	95
3.0	83	82	81	80	80	79	78	76	97
4.0	84	83	82	82	81	81	80	78	99
5.0	84	84	83	83	82	82	80	79	100

# Luminance curve limit



# UGR diagram

Photometric curve code: 01850000.RV1											
Uncorrected UGR values (at 1000 lm bare lamp luminous flux)											
Reflect.:											
ceiling	0.70	0.70	0.50	0.50	0.30	0.70	0.70	0.50	0.50	0.30	
walls	0.50	0.30	0.50	0.30	0.30	0.50	0.30	0.50	0.30	0.30	
work pl.	0.20	0.20	0.20	0.20	0.20	0.20	0.20	0.20	0.20	0.20	
Room dim											
x											
y											
2H	2H	13.5	14.1	13.7	14.4	14.6	13.5	14.1	13.7	14.4	14.6
	3H	13.3	13.9	13.6	14.2	14.5	13.3	13.9	13.6	14.2	14.5
	4H	13.3	13.8	13.6	14.1	14.4	13.3	13.8	13.6	14.1	14.4
	6H	13.2	13.7	13.5	14.0	14.3	13.2	13.7	13.5	14.0	14.3
	8H	13.1	13.6	13.5	14.0	14.3	13.1	13.6	13.5	14.0	14.3
	12H	13.1	13.6	13.5	13.9	14.3	13.1	13.6	13.5	13.9	14.3
4H	2H	13.3	13.8	13.6	14.1	14.4	13.3	13.8	13.6	14.1	14.4
	3H	13.1	13.6	13.5	13.9	14.3	13.1	13.6	13.5	13.9	14.3
	4H	13.0	13.4	13.4	13.8	14.2	13.0	13.4	13.4	13.8	14.2
	6H	12.9	13.3	13.4	13.7	14.1	12.9	13.3	13.4	13.7	14.1
	8H	12.9	13.2	13.3	13.6	14.1	12.9	13.2	13.3	13.6	14.1
	12H	12.8	13.1	13.3	13.6	14.0	12.8	13.1	13.3	13.6	14.0
8H	4H	12.9	13.2	13.3	13.6	14.1	12.9	13.2	13.3	13.6	14.1
	6H	12.8	13.1	13.3	13.5	14.0	12.8	13.1	13.3	13.5	14.0
	8H	12.7	13.0	13.2	13.4	13.9	12.7	13.0	13.2	13.4	13.9
	12H	12.7	12.9	13.2	13.4	13.9	12.7	12.9	13.2	13.4	13.9
12H	4H	12.8	13.1	13.3	13.6	14.0	12.8	13.1	13.3	13.6	14.0
	6H	12.7	13.0	13.2	13.4	13.9	12.7	13.0	13.2	13.4	13.9
	8H	12.7	12.9	13.2	13.4	13.9	12.7	12.9	13.2	13.4	13.9
Variations with the observer position at spacing:											
S =	1.0H		5.1	/	-14.3		5.1	/	-14.3		
	1.5H		7.9	/	-16.4		7.9	/	-16.4		
	2.0H		9.9	/	-17.8		9.9	/	-17.8		