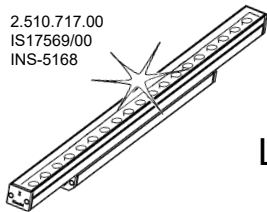


2.510.717.00
IS17569/00
INS-5168



iGuzzini
NORTH AMERICA

LINEALUCE COMPACT 47
0-10V

WARNING:

THE SAFETY OF THIS FIXTURE IS GUARANTEED ONLY IF YOU COMPLY WITH THESE INSTRUCTIONS; REMEMBER TO CONSERVE IN A SAFE PLACE.

ATTENTION:

LA SÉCURITÉ DE L'APPAREIL N'EST GARANTIE QU'EN CAS D'UTILISATION CORRECTE DES INSTRUCTIONS SUIVANTES; IL FAUT PAR CONSÉQUENT LES CONSERVER.

ATTENCION:

LA SEGURIDAD DEL APARATO SE GARANTIZA SOLO CUMPLIENDO CUIDADOSAMENTE LAS SIGUIENTES INSTRUCCIONES; ES NECESARIO CONSERVARLAS.

ATTENZIONE:

LA SICUREZZA DELL'APPARECCHIO E' GARANTITA SOLO CON L'USO APPROPRIATO DELLE SEGUENTI ISTRUZIONI; PERTANTO E' NECESSARIO CONSERVABILE.

EN Install in accordance with National electric code, local and federal code specification.

FR Veuillez installer ce produit en conformité avec le code électrique national et les spécifications du code local et fédéral.

ES Instalar el producto respetando las normas eléctricas nacionales y las especificaciones de las normas locales y federales.

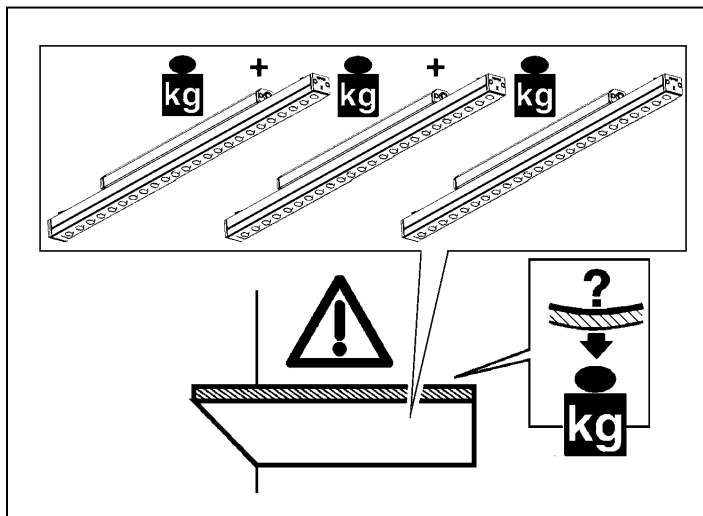
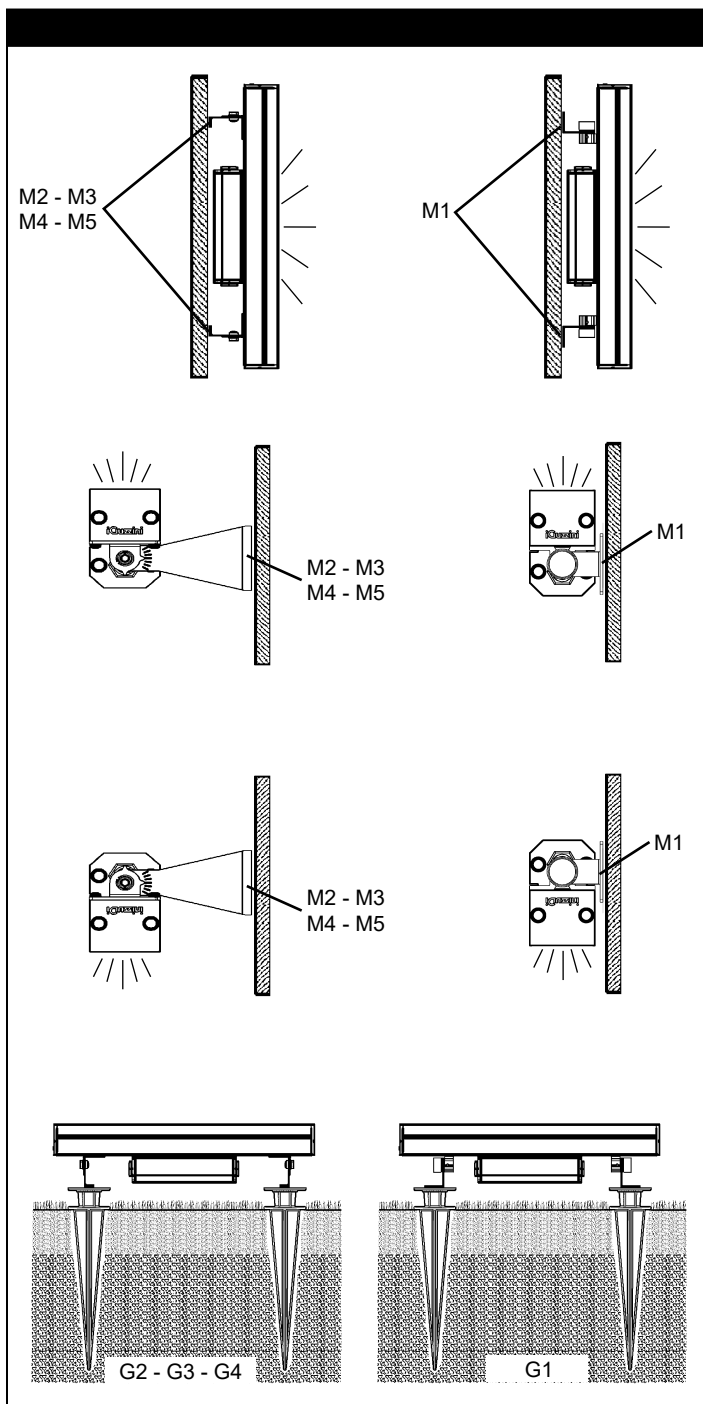
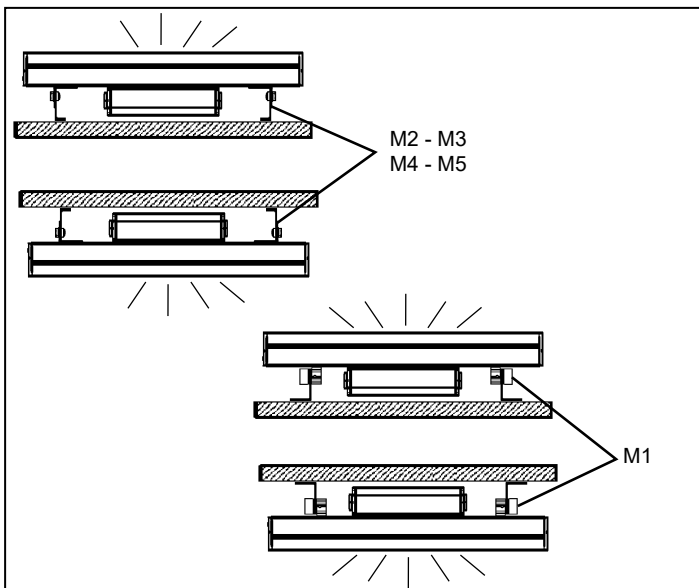
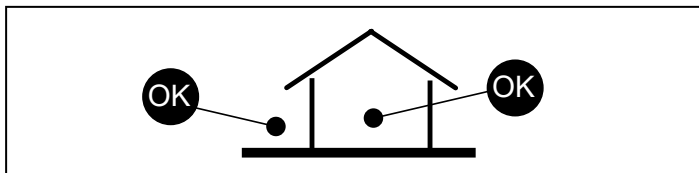

IT Si prega di installare questo conformità con il national electrical code e le specifiche del codice locale e federale.

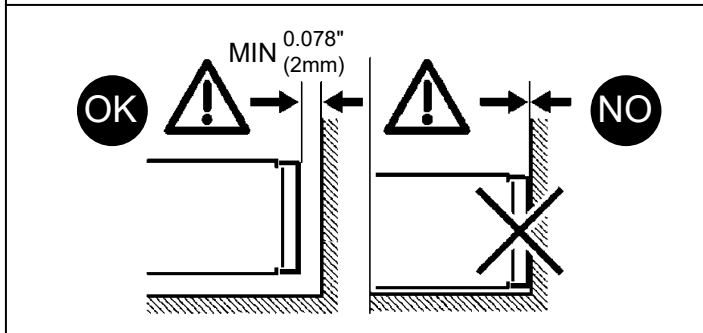
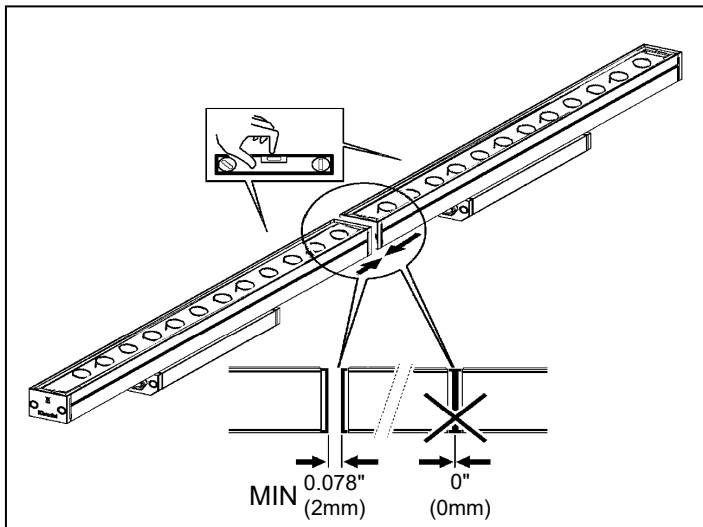
EN N.B.: WHEN INSTALLING THE SYSTEM, STRICTLY COMPLY WITH ALL REGULATIONS ON INSTALLATION IN FORCE.

FR N.B.: LORS DE L'INSTALLATION DU SYSTÈME VEUILLEZ RESPECTER RIGOREUSEMENT LES NORMES EN VIGUEUR EN LA MATIÈRE.

ES N.B.: DURANTE LA INSTALACIÓN DEL SISTEMA RESPECTAR E SCRUPULOSAMENTE LAS NORMAS DE INSTALACIÓN VIGENTES.

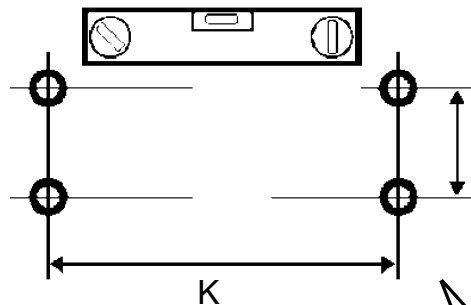
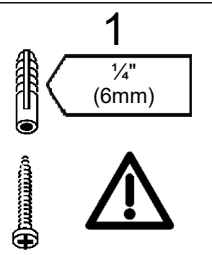
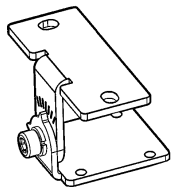
IT N.B.: DURANTE L'INSTALLAZIONE DEL SISTEMA RISPETTARE SCRUPOLOSAMENTE LE NORME IMPIANTISTICHE VIGENTI.



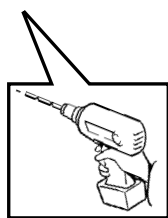


INSTALLATION OF THE MECHANICAL SUPPORTS
 INSTALLATION DES SUPPORTS MECANIQUES
 INSTALCIÓN DE LOS SOPORTES MECÁNICOS
 INSTALLAZIONE DEI SUPPORTI MECCANICI

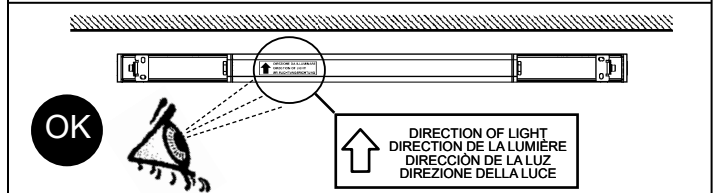
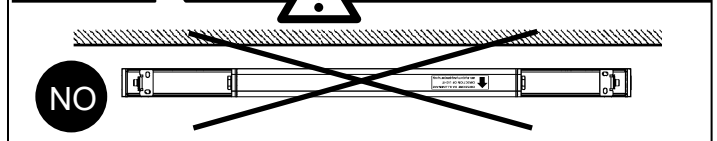
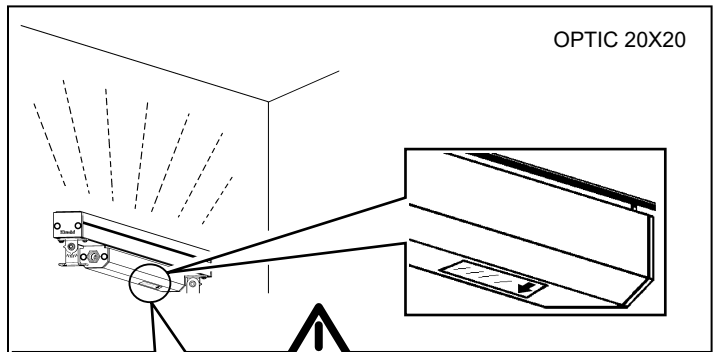
Mtg. M2 - M3
 M4 - M5



Mounting	K
M2	2 3/8" (59mm)
M3	1 3/8" (36mm)
M4	
M5	



OPTIC 20X20



FOR 20X20 OPTIC, PAY ATTENTION TO LIGHT DIRECTION INDICATED BY THE LABEL ON THE LUMINAIRE FOR THESE PRODUCTS. MALE AND FEMALE FEEDER CABLE ARE SUPPLIED TO FACILITATED INSTALLATION FORM BOTH ENDS.

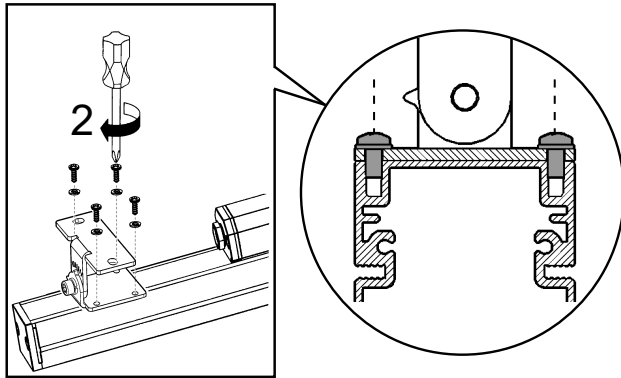
POUR L'OPTIQUE 20X20, FAIRE ATTENTION À LA DIRECTION DE LA LUMIÈRE INDIQUÉE PAR L'ÉTIQUETTE SUR LE PRODUIT. LES CÂBLE MÂLES ET FEMELLES SONT FOURNIS POUR FACILITÉ L'INSTALLATION DE CHAQUE CÔTÉ DU LUMINAIRE.

PARA LA ÓPTICA 20X20, PONGA ATENCIÓN A LA DIRECCIÓN DE LUZ INDICADA POR LA ETIQUETA DE LA LUMINARIA PARA ESTOS PRODUCTOS. EL CABLE DE ALIMENTADOR MASCHIO Y FEMENINO SE SUMINISTRA EN EL FORMULARIO DE INSTALACIÓN FACILITADO EN AMBOS EXTREMOS.

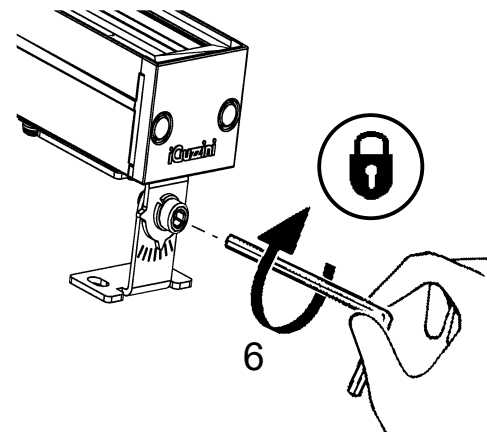
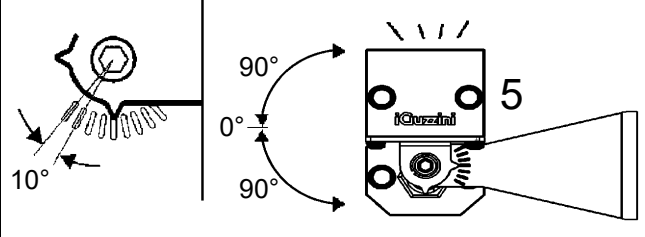
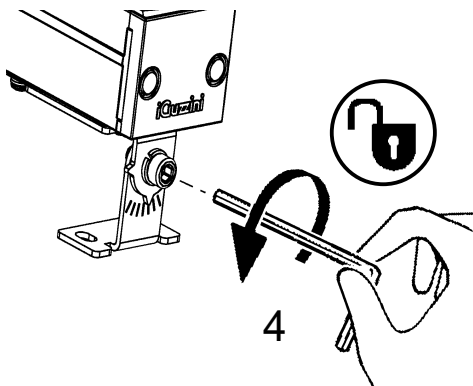
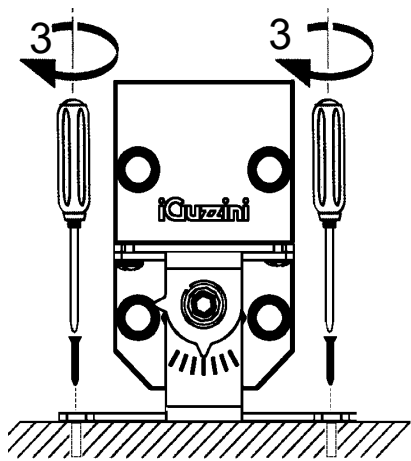
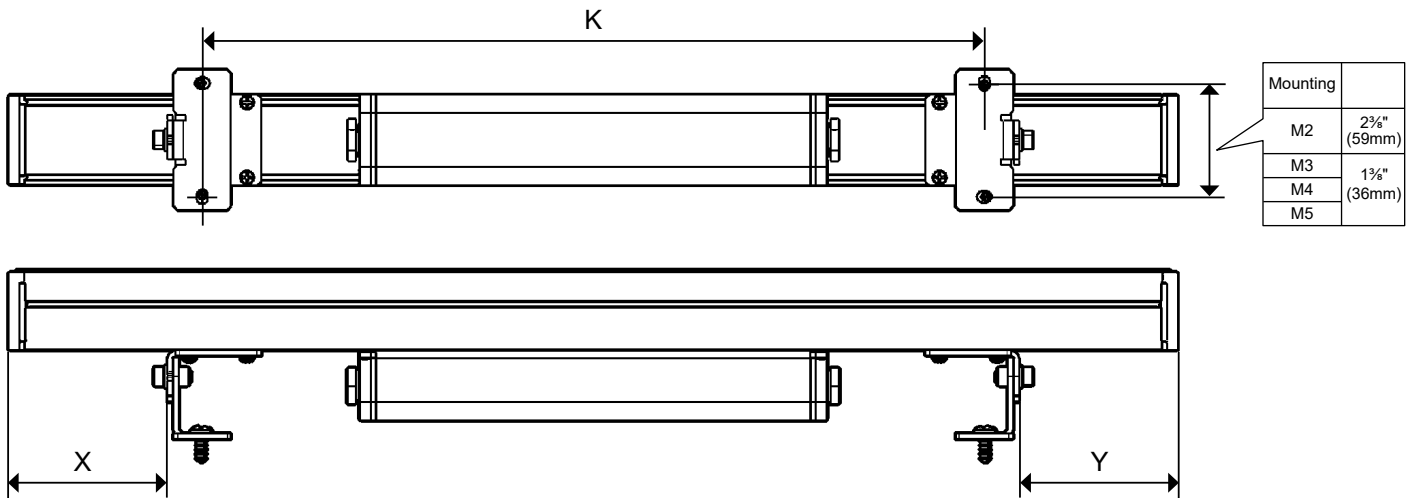
PER OTTICA 20X20, PRESTARE ATTENZIONE ALLA DIREZIONE DELLA LUCE INDICATA DALL'ETICHETTA SULL'APPARECCHIO PER QUESTI PRODOTTI. I CAVI DI ALIMENTAZIONE MASCHIO E FEMMINILE SONO FORNITI AL MODULO DI INSTALLAZIONE FACILITATO ENTRAMBE.

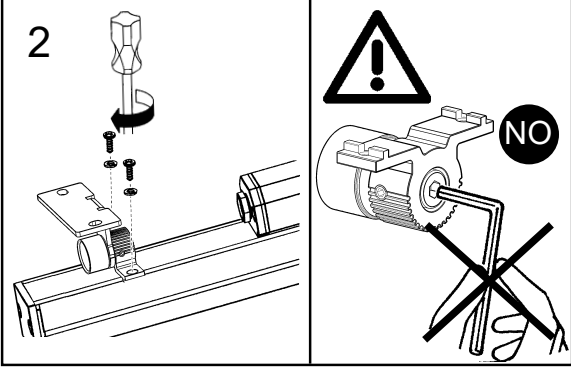
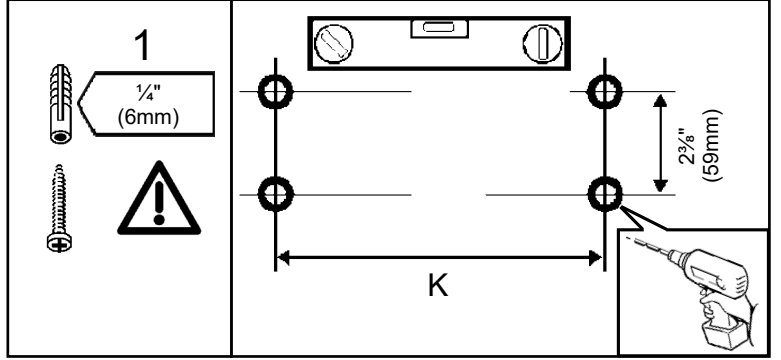
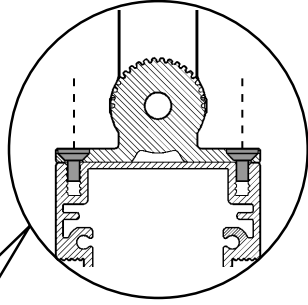
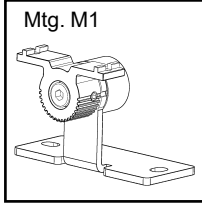


- EN** Any accessories or mechanical supports must be assembled before installing the product.
- FR** Les accessoires et les supports mécaniques doivent être assemblés avant d'installer le produit.
- ES** Ensamblar los accesorios y los soportes mecánicos antes de instalar el producto.
- IT** Gli accessori e i supporti meccanici devono essere assemblati prima di installare il prodotto.

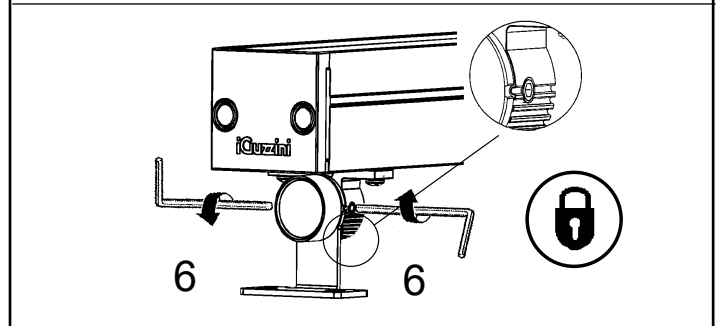
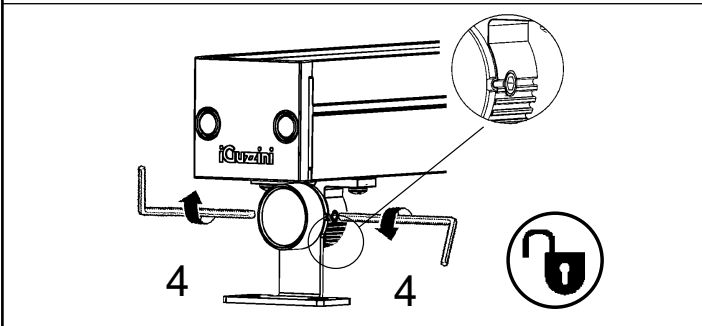
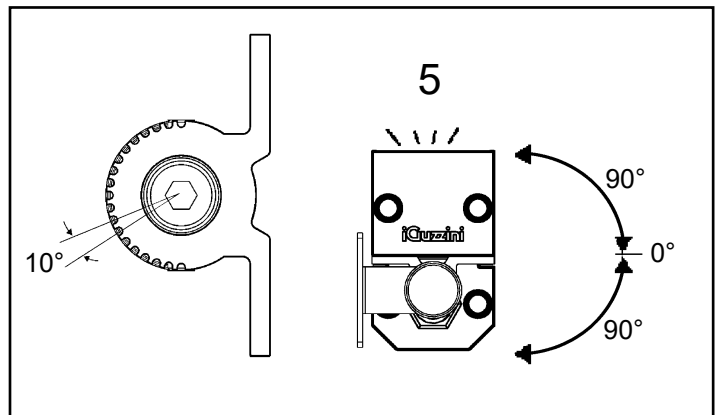
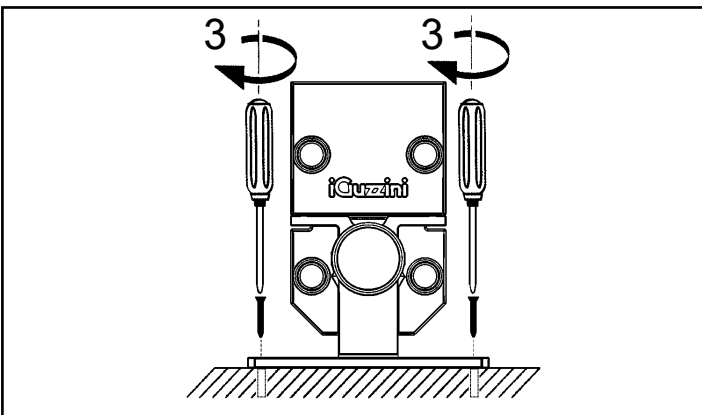
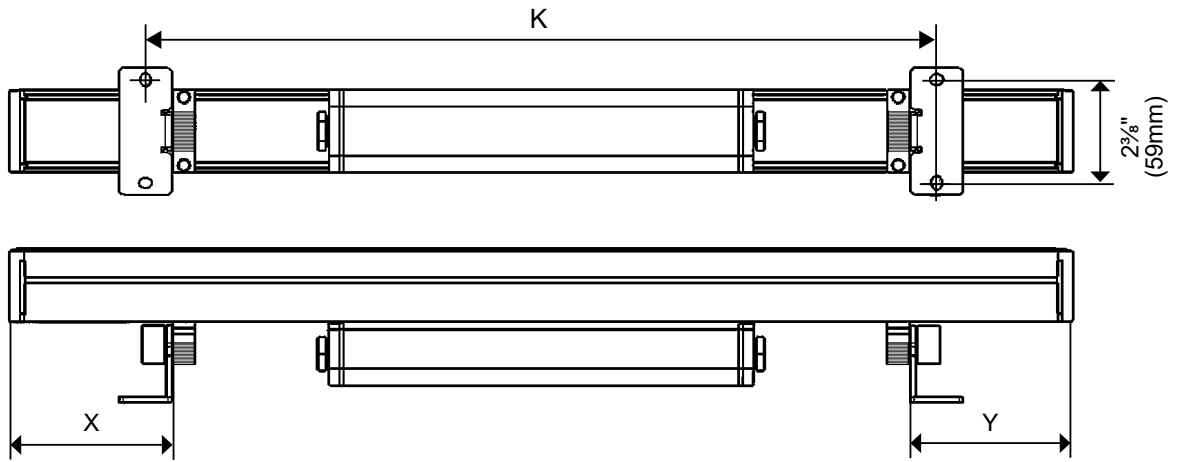


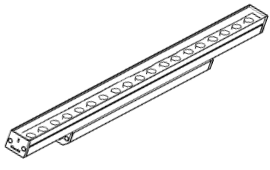



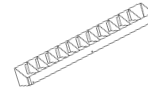
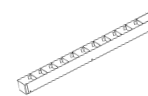
Length	K	X	Y
2' (611mm)	19.45" (494mm)	0.55" (14mm)	3.15" (80mm)
3' (908mm)	23.86" (606mm)	4.29" (109mm)	4.29" (109mm)
4' (1205mm)	35.55" (903mm)	4.29" (109mm)	4.29" (109mm)
5' (1502mm)	47.24" (1200mm)	4.29" (109mm)	4.29" (109mm)



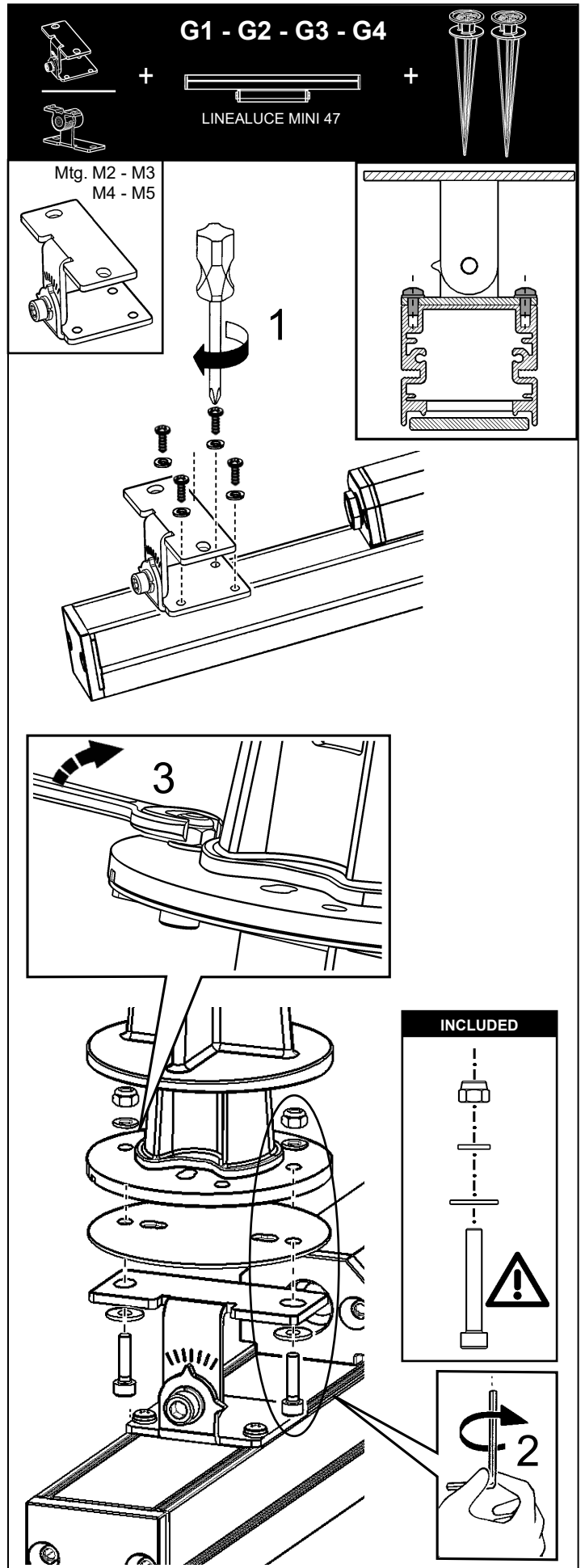
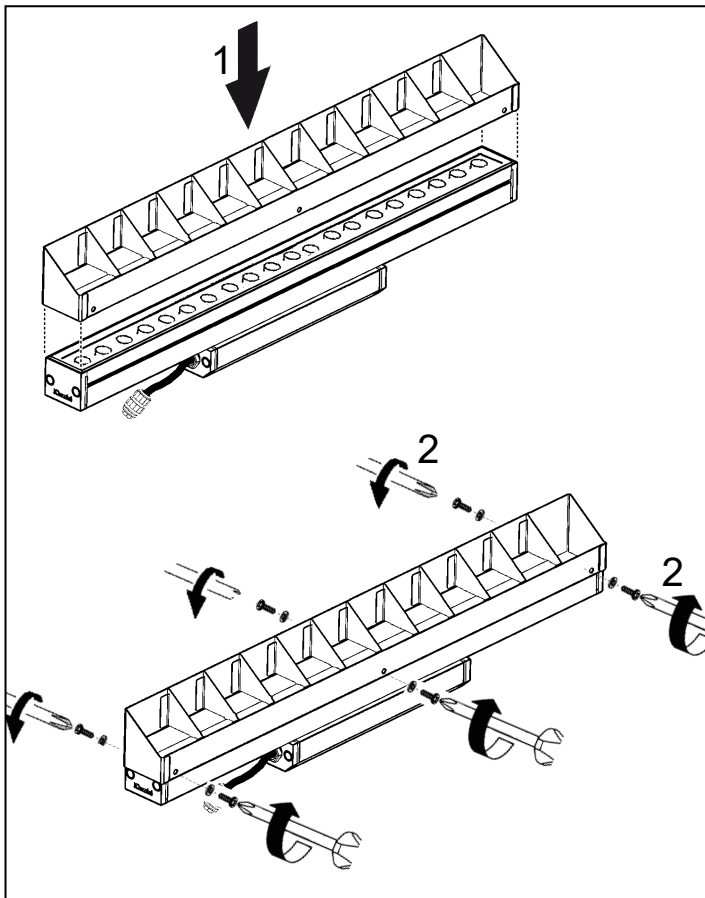
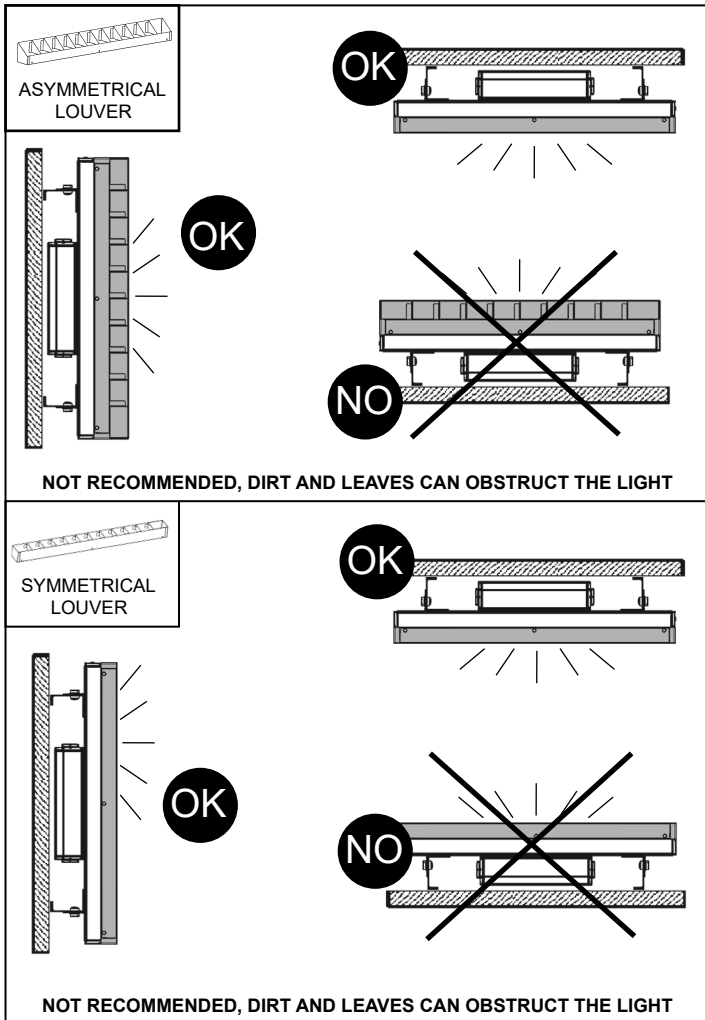


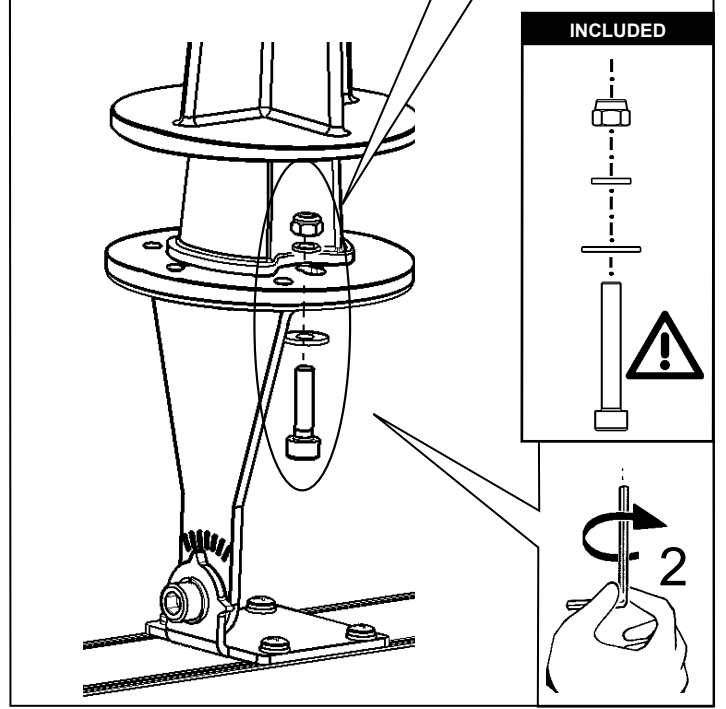
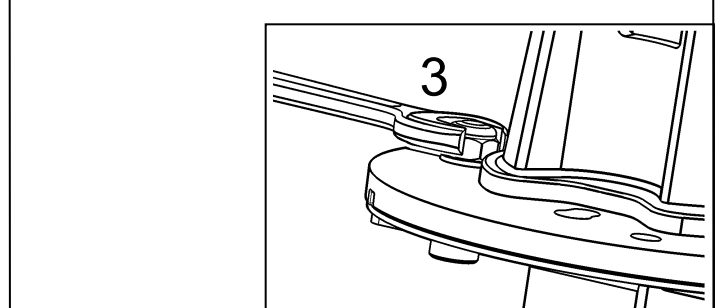
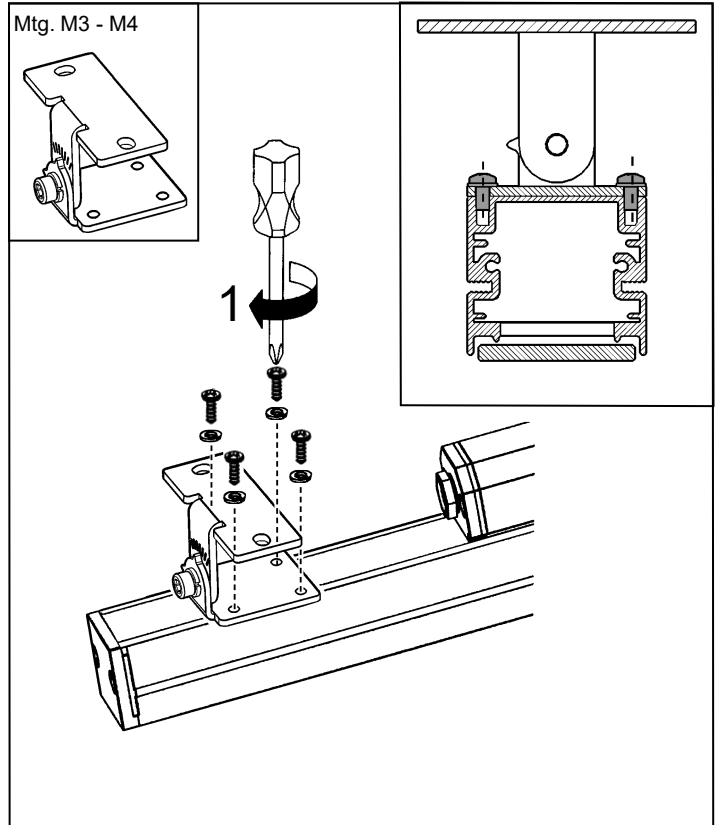
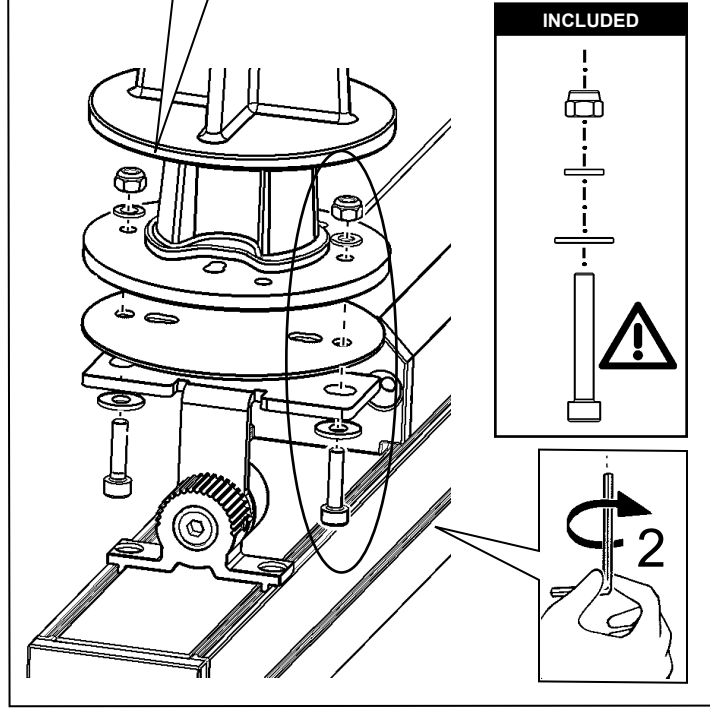
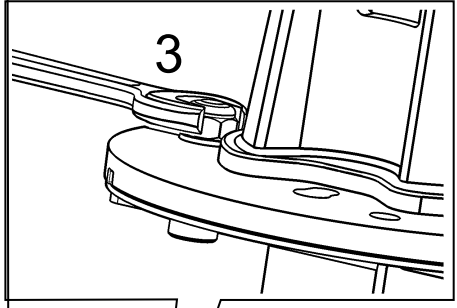
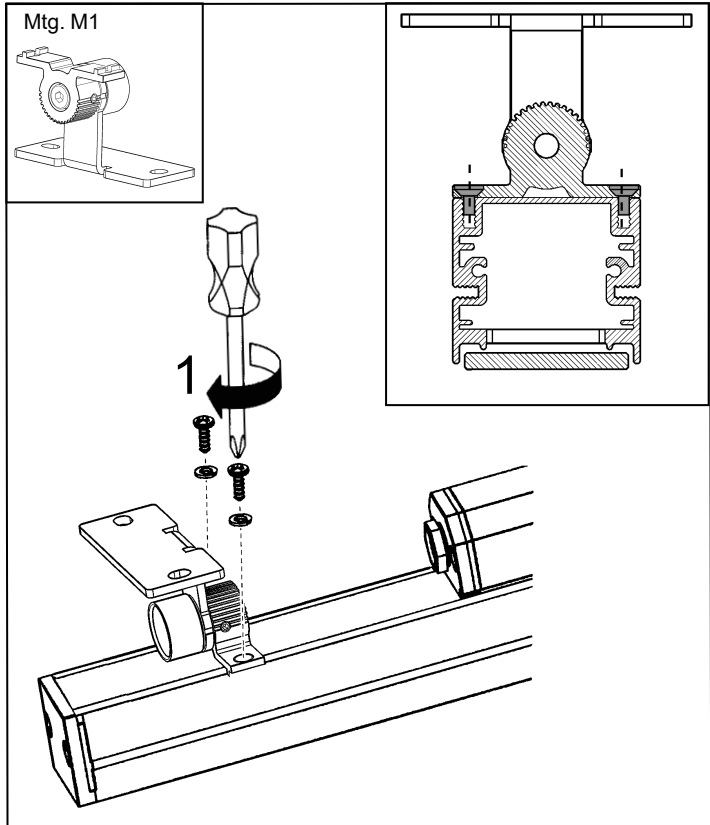
Length	K	X	Y
2' (611mm)	20.67" (525mm)	1.38" (35mm)	3.15" (80mm)
3' (908mm)	15.75" (400mm)	4.72" (120mm)	4.72" (120mm)
4' (1205mm)	27.44" (697mm)	4.72" (120mm)	4.72" (120mm)
5' (1502mm)	39.13" (994mm)	4.72" (120mm)	4.72" (120mm)



VERSION		INTERNAL ACCESSORIES			EXTERNAL LOUVER	
		 LONGITUDINAL LOUVER	 TRASVERSAL LOUVER	 HONEYCOMB	 ASYMMETRICAL LOUVER	 SYMMETRICAL LOUVER
WHITE	12X12	✓	✓	✓	✗	✓
	13X18	✓	✗	✗	✓	✗
	20X20	✓	✗	✗	✓	✗
	20X60	✓	✓	✓	✓	✗
	25X45	✓	✓	⊘	✓	✓
	38X38	✓	✓	✓	✗	✓
	42X42	✓	✓	✓	✗	✓
	40X80	✓	✓	⊘	✓	✓

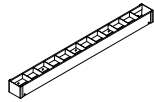
LEGENDE	
✓	COMPATIBLE
✗	NOT SUGGESTED
⊘	NOT COMPATIBLE



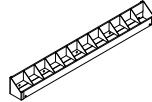


MOUNTING

EXTERNAL LOUVER



A1
SYMMETRICAL
LOUVER



A2
ASYMMETRICAL
LOUVER

<p>Ground spike + Short arm with granular adjustment</p>	G1	✓	✓
<p>Ground spike + Short adjustable arms</p>	G2	✓	✓
<p>Ground spike + Adjustable arms L: 2 3/8"</p>	G3	✓	✓
<p>Ground spike + Adjustable arms L: 3 1/8"</p>	G4	✗	✗
<p>Ground spike + Adjustable arms L: 7 1/8"</p>	N/A	✗	✗



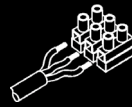
- EN** If the external flexible cable or cord of this luminaire is damaged, it shall be exclusively replaced by the manufacturer or his service agent or a similar qualified person in order to avoid a hazard
- FR** Si le cordon ou le câble flexible extérieur de l'appareil est endommagé faites - le remplacer exclusivement par le fabricant, l'agent service clients ou par une personne qualifiée, de manière à éviter tout risque.
- ES** En caso de estar dañado el cordón o el cable flexible externo del aparato, hágalo sustituir exclusivamente por el fabricante, por el encargado del servicio clientes o por una persona calificada para evitar cualquier tipo de riesgo.
- IT** Nel caso in cui il cordone o il cavo flessibile esterno dell'apparecchio risulti danneggiato, sostituire esclusivamente dal produttore, dall'addetto al servizio clienti o da una persona qualificata in modo da evitare qualsiasi rischio.

- EN** N.B.: For information on LED replacement please contact iGuzzini.
- FR** N.B.: Pour procéder au remplacement de la LED, adressez-vous à la société iGuzzini.
- ES** NOTA: Para sustituir el LED llame a la empresa iGuzzini.
- IT** N.B.: Per la sostituzione del LED contattare l'azienda iGuzzini.

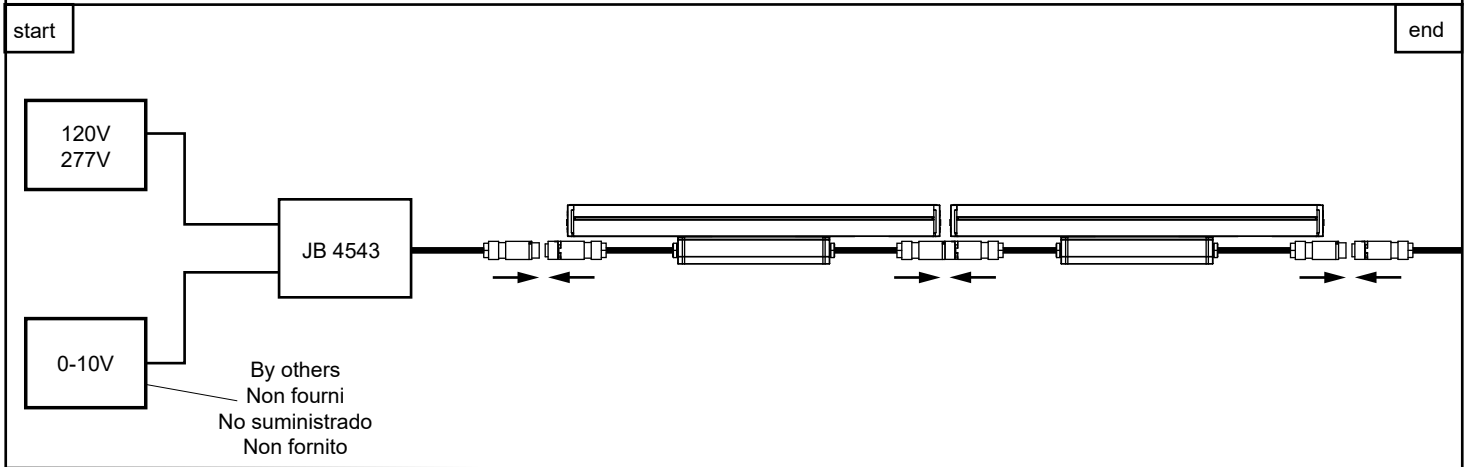
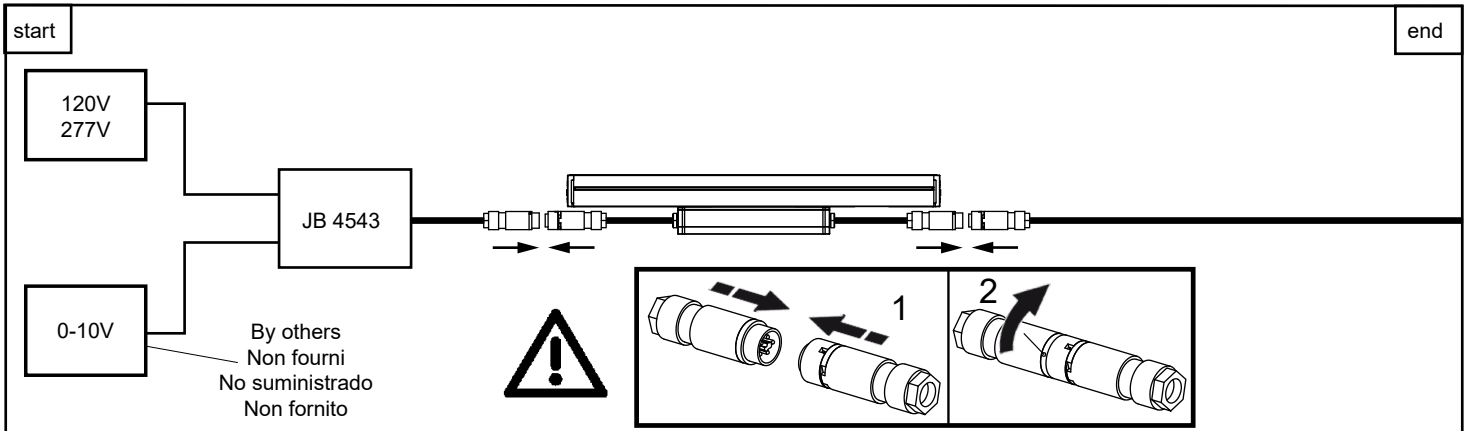
- EN** All installation positions must comply with those illustrated. In the event of any doubt, contact iGuzzini.
- FR** Pour les positions d'installation, se conformer aux positions illustrées; contactez la société iGuzzini en cas de nécessité.
- ES** Respetar las posiciones de instalación ilustradas y, en caso de duda, contactar con iGuzzini.
- IT** Per le posizioni di installazione, attenersi a quelle illustrate, eventualmente contattare la iGuzzini.



- EN** Should the lenses break, the product cannot be used. Contact the manufacturer for replacement.
- FR** En cas de rupture des lentilles, le produit ne peut plus être utilisé. Contactez le fabricant pour procéder à son remplacement.
- ES** En caso de rotura de las lentes, el producto no puede utilizarse y se debe contactar con el fabricante para su sustitución.
- IT** In caso di rottura delle lenti il prodotto non può essere utilizzato, contattare il costruttore per la sua sostituzione.



ART.	V input
WHITE	120 / 277 VAC



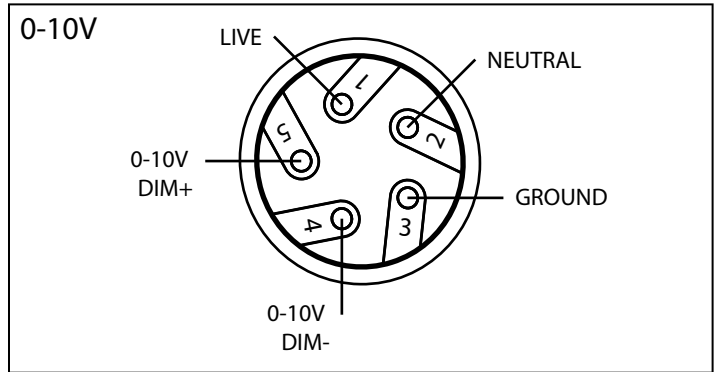
EN FOR 20X20 OPTIC. PAY ATTENTION TO LIGHT DIRECTION INDICATED BY THE LABEL ON THE LUMINAIRE FOR THESE PRODUCTS. MALE AND FEMALE FEEDER CABLE ARE SUPPLIED TO FACILITATED INSTALLATION FORM BOTH ENDS.

FR POUR L'OPTIQUE 20X20, FAITES ATTENTION À LA DIRECTION DE LA LUMIÈRE INDIQUÉE PAR L'ÉTIQUETTE SUR LE PRODUIT. LES CÂBLES MÂLES ET FEMELLES SONT FOURNIS POUR FACILITÉ L'INSTALLATION DE CHAQUE CÔTÉ DU LUMINAIRE.

ES PARA LA ÓPTICA 20X20, PONGA ATENCIÓN A LA DIRECCIÓN DE LUZ INDICADA POR LA ETIQUETA DE LA LUMINARIA PARA ESTOS PRODUCTOS. EL CABLE DE ALIMENTADOR MACHO Y FEMENINO SE SUMINISTRA EN EL FORMULARIO DE INSTALACIÓN FACILITADO EN AMBOS EXTREMOS.

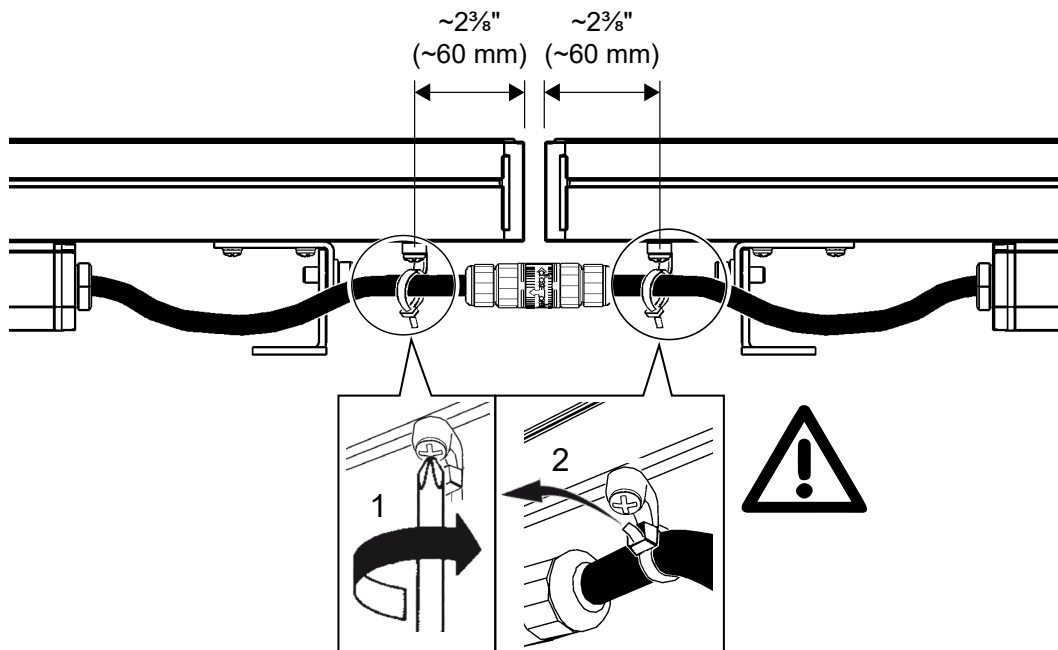
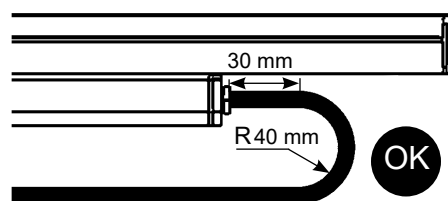
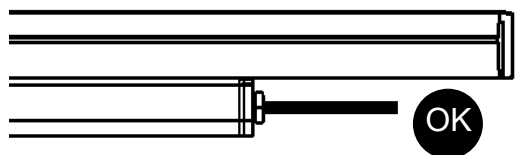
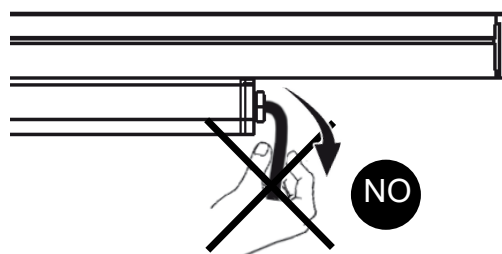
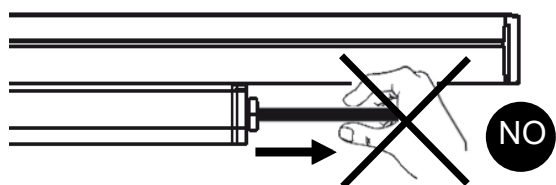
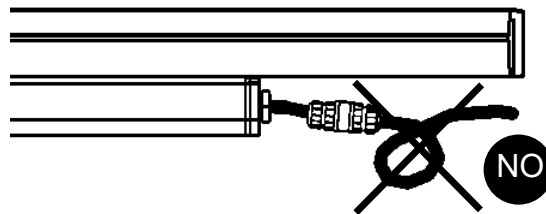
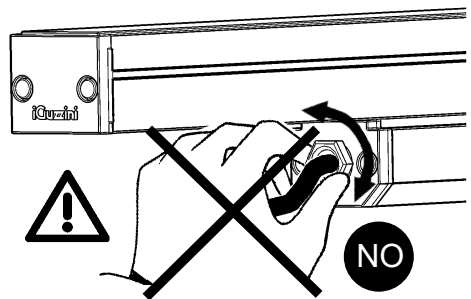
IT PER OTTICA 20X20, PRESTARE ATTENZIONE ALLA DIREZIONE DELLA LUCE INDICATA DALL'ETICHETTA SULL'APPARECCHIO PER QUESTI PRODOTTI. I CAVI DI ALIMENTAZIONE MASCHIO E FEMMINILE SONO FORNITI AL MODULO DI INSTALLAZIONE FACILITATO ENTRAMBE.

DIRECTION OF LIGHT
DIRECTION DE LA LUMIÈRE
DIRECCIÓN DE LA LUZ
DIREZIONE DELLA LUCE





EN Handle with care and do not subject to mechanical stress.
FR Manipulez avec précaution et ne pas soumettre à des contraintes mécaniques.
ES Manejar con cuidado y no someter a tensiones mecánicas.
IT Maneggiare con cura e non sottoporre a tensioni meccaniche.



GENERAL MAXIMUM RULE

FOR 120VAC - USE MAX 6A OF LIGHT FIXTURE* - TOTAL Lc(ft) and DIMMING CABLE MUST BE UNDER 300ft MAX, REFERE TO FORMULA.
 FOR 277VAC - USE MAX 6A OF LIGHT FIXTURE* - TOTAL Lc(ft) and DIMMING CABLE MUST BE UNDER 300ft MAX.

*REFERE TO mA TABLE or MAXIMUM FIXTURE LENGTH TABLE

MAX CABLE LENGTH (Lc) FORMULA - 120VAC ONLY

Lc(ft) = Total length of the supply cable
 (fixtures included)

I[A] = Ampere for one fixture *see mA table
 Np = number of products

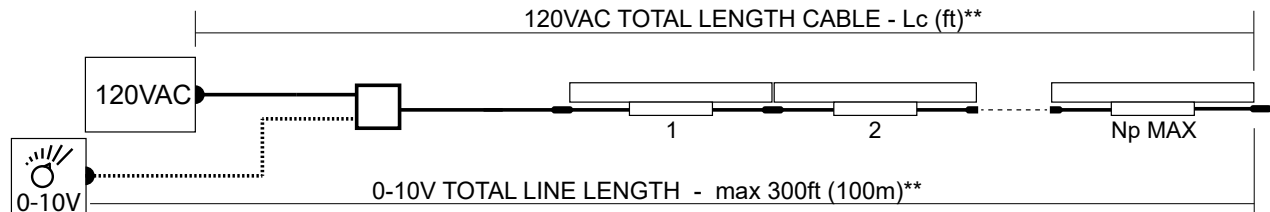
$$Lc(ft)^* = \frac{1580 \times Sc[mm^2]}{(Np \times I[A])}$$

Sc [mm²] = 18ga = 0.823mm²
 16ga = 1.3087mm²
 14ga = 2.0809mm²

*DO NOT EXCEED 300FT (100m)

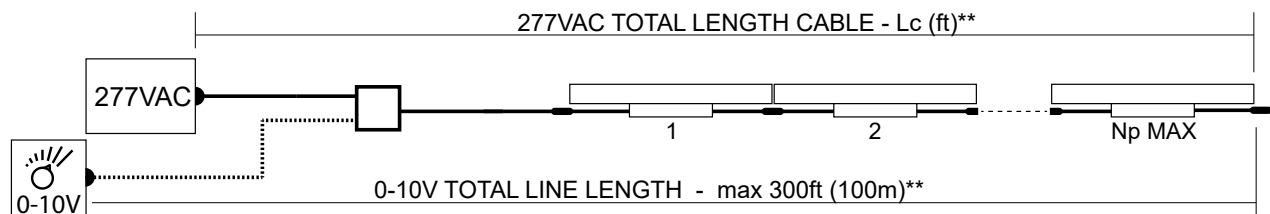
Consult factory for longer cable length recommendations

WIRING DIAGRAM - 120VAC



**Consult factory for longer cable length recommendations

WIRING DIAGRAM - 277VAC



**Consult factory for longer cable length recommendations

mA

		120VAC	277VAC
5ft	BO	0.167	0.072
	MO	0.300	0.130
	HO	0.517	0.224

		120VAC	277VAC
4ft	BO	0.142	0.061
	MO	0.250	0.108
	HO	0.425	0.184

		120VAC	277VAC
3ft	BO	0.117	0.051
	MO	0.192	0.083
	HO	0.325	0.141

		120VAC	277VAC
2ft	BO	0.092	0.040
	MO	0.142	0.061
	HO	0.225	0.097

MAXIMUM FIXTURE LENGTH (ON SINGLE FEED)

120VAC
 *18 AWG copper cable

		BO	MO	HO
5ft	35x(5ft)	20x(5ft)	11x(5ft)	
	Lc (ft)	222	216	228

*5ft fixture mesure 4ft 11-1/8in (1.50m)

		BO	MO	HO
4ft	42x(4ft)	24x(4ft)	14x(4ft)	
	Lc (ft)	218	216	218

*4ft fixture mesure 3ft 11-1/2in (1.21m)

		BO	MO	HO
3ft	51x(3ft) ⁽²⁾	31x(3ft)	18x(3ft)	
	Lc (ft)	217	218	222

*3ft fixture mesure 2ft 11-3/4in (908mm)

		BO	MO	HO
2ft	65x(2ft) ⁽²⁾	42x(2ft)	26x(2ft)	
	Lc (ft)	217	218	222

*2ft fixture mesure 2ft (611mm)

277VAC
 *18 AWG copper cable

		BO	MO	HO
5ft	83x(5ft) ⁽²⁾	46x(5ft)	26x(5ft)	
	Lc (ft)	300 ⁽¹⁾	300 ⁽¹⁾	300 ⁽¹⁾

*5ft fixture mesure 4ft 11-1/8in (1.50m)

		BO	MO	HO
4ft	97x(4ft) ⁽²⁾	55x(4ft) ⁽²⁾	32x(4ft)	
	Lc (ft)	300 ⁽¹⁾	300 ⁽¹⁾	300 ⁽¹⁾

*4ft fixture mesure 3ft 11-1/2in (1.21m)

		BO	MO	HO
3ft	117x(3ft) ⁽²⁾	72x(3ft) ⁽²⁾	42x(3ft)	
	Lc (ft)	300 ⁽¹⁾	300 ⁽¹⁾	300 ⁽¹⁾

*3ft fixture mesure 2ft 11-3/4in (908mm)

		BO	MO	HO
2ft	150x(2ft) ⁽²⁾	98x(2ft) ⁽²⁾	61x(2ft) ⁽²⁾	
	Lc (ft)	300 ⁽¹⁾	300 ⁽¹⁾	300 ⁽¹⁾

*2ft fixture mesure 2ft (611mm)

⁽¹⁾0-10V dimming is 300ft MAX, Consult factory for longer cable length recommendations.

⁽²⁾Standard 0-10V dimmer control up to 50 units.

NOTE:

The LED driver is SOURCE current, it must be controlled by a SINK current dimmer, considering 1mA per fixture.

iGuzzini North America

9320 Boul. St-Laurent
suite 100, Montréal (Québec)
Canada H2N 1N7
P.: 514.523.1337
F.: 514.525.6107
www.iguzzini.com/us
JP - 26.04.2022