

Palco Recessed / Surface


Design Artec
Studio

iGuzzini

Last information update: April 2024

Product configuration: QC22

QC22: Palco linear recess 2 x Ø37 - flood - remote driver



Product code

QC22: Palco linear recess 2 x Ø37 - flood - remote driver

Technical description

Linear luminaire for recessed installation with 2 miniaturised adjustable spotlights. Spotlight bodies with a die-cast aluminium dissipation system - cast zamak rotation units - a linear recess structure consisting of an extruded aluminium internal profile, painted steel caps and stop plate - steel wire fixing springs. The spotlight swivel joints allow the spotlight to be rotated by 360° and tilted by 90°. The set back position of the optic units guarantees a high level of visual comfort with thermoplastic high definition lenses. Ballast not included, available with separate code.

Installation

Recessed linear base with surface stop plate - steel wire springs for false ceilings from 1 to 25 mm thick - preparation hole Ø0 x Ø00 mm. Option of installing next to linear versions so as to create a continuous line.

Colour

White (01) | Black (04)

Weight (Kg)

0.35

Mounting

wall recessed|ceiling recessed

Wiring

Output cables for connecting to power supply line.

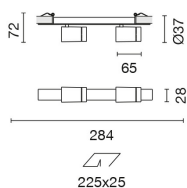
Notes

Technical and anti-glare accessories available.

Complies with EN60598-1 and pertinent regulations



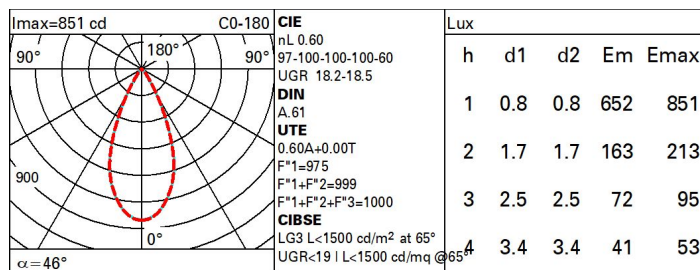
IP20



Technical data

Im system:	936	CRI (minimum):	90
W system:	16.2	Colour temperature [K]:	3000
Im source:	780	MacAdam Step:	2
W source:	8.1	Life Time LED 1:	> 50,000h - L90 - B10 (Ta 25°C)
Luminous efficiency (Im/W, real value):	57.8	Lamp code:	LED
Im in emergency mode:	-	Number of lamps for optical assembly:	1
Total light flux at or above an angle of 90° [Lm]:	0	ZVEI Code:	LED
Light Output Ratio (L.O.R.) [%]:	60	Number of optical assemblies:	2
Beam angle [°]:	46° / 45°	LED current [mA]:	650

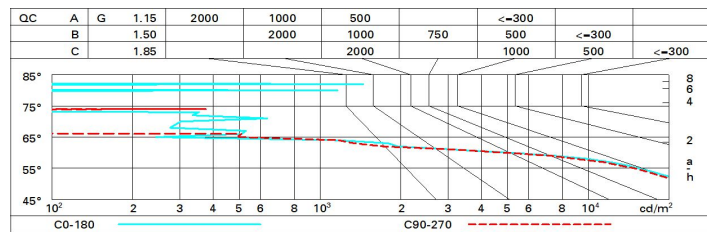
Polar



Utilisation factors

R	77	75	73	71	55	53	33	00	DRR
K0.8	54	51	49	47	50	48	48	46	77
1.0	56	53	51	50	53	51	51	49	81
1.5	59	57	55	54	56	55	54	53	88
2.0	61	59	58	57	59	58	57	55	92
2.5	62	61	60	59	60	59	59	57	95
3.0	63	62	61	61	61	61	60	58	97
4.0	64	63	63	62	62	62	61	59	99
5.0	64	64	63	63	63	62	61	60	100

Luminance curve limit



UGR diagram

Corrected UGR values (at 780 lm bare lamp luminous flux)											
Reflect.: ceiling/cav walls work pl. Room dim x y		0.70	0.70	0.50	0.50	0.30	0.70	0.70	0.50	0.50	0.30
		0.50	0.30	0.50	0.30	0.30	0.50	0.30	0.50	0.30	0.30
		0.20	0.20	0.20	0.20	0.20	0.20	0.20	0.20	0.20	0.20
		viewed crosswise					viewed endwise				
2H	2H	18.7	19.4	19.0	19.6	19.9	19.1	19.7	19.4	19.9	20.2
	3H	18.6	19.2	18.9	19.5	19.7	19.0	19.5	19.3	19.8	20.1
	4H	18.5	19.1	18.9	19.4	19.7	18.9	19.4	19.2	19.7	20.0
	6H	18.5	18.9	18.8	19.3	19.6	18.8	19.3	19.2	19.6	19.9
	8H	18.4	18.9	18.8	19.2	19.6	18.8	19.2	19.1	19.6	19.9
	12H	18.4	18.8	18.8	19.2	19.5	18.7	19.2	19.1	19.5	19.9
4H	2H	18.6	19.1	18.9	19.4	19.7	18.9	19.4	19.2	19.7	20.0
	3H	18.4	18.8	18.8	19.2	19.5	18.7	19.2	19.1	19.5	19.9
	4H	18.3	18.7	18.7	19.1	19.5	18.6	19.0	19.0	19.4	19.8
	6H	18.2	18.6	18.6	19.0	19.4	18.5	18.9	19.0	19.3	19.7
	8H	18.2	18.5	18.6	18.9	19.3	18.5	18.8	18.9	19.2	19.7
	12H	18.1	18.4	18.6	18.8	19.3	18.5	18.7	18.9	19.2	19.6
8H	4H	18.2	18.5	18.6	18.9	19.3	18.5	18.8	18.9	19.2	19.7
	6H	18.1	18.3	18.6	18.8	19.3	18.4	18.7	18.9	19.1	19.6
	8H	18.0	18.3	18.5	18.7	19.2	18.4	18.6	18.8	19.0	19.5
	12H	18.0	18.2	18.5	18.7	19.2	18.3	18.5	18.8	19.0	19.5
12H	4H	18.1	18.4	18.6	18.8	19.3	18.5	18.7	18.9	19.2	19.6
	6H	18.0	18.3	18.5	18.7	19.2	18.4	18.6	18.8	19.0	19.5
	8H	18.0	18.2	18.5	18.7	19.2	18.3	18.5	18.8	19.0	19.5
Variations with the observer position at spacing:											
S =	1.0H	5.3 / -8.4					5.5 / -9.2				
	1.5H	8.0 / -21.9					8.3 / -22.1				
	2.0H	10.0 / -38.6					10.3 / -36.3				