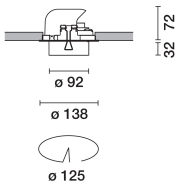


Last information update: January 2025

Product configuration: RM78.01

RM78.01: Adjustable recessed spotlight - body Ø92 - Wide Flood optic - 20.3W 2171.4lm - 3000K - CRI 90 - White



Product code

RM78.01: Adjustable recessed spotlight - body Ø92 - Wide Flood optic - 20.3W 2171.4lm - 3000K - CRI 90 - White

Technical description

Adjustable spotlight for recessed installation. Load-bearing structure with contact frame and die-cast aluminium, adjustable lighting body. Steel wire fixing springs. Coupling and rotation element in high resistance plastic, designed as a stylish internal cover and a practical recessed mounting. Available rotation: 359° - Adjustability: +60° (external) -20° (internal). Optical assembly featuring an LED lamp with a high color rendering index. The anti-scratch reflector made of P.V.D (Physical Vapour Deposition) aluminium provides optimum performance levels in terms of yield and efficiency. Supplied with a dimmable DALI power supply unit connected to the luminaire. Possibility of installing a flat frontal accessory - glass cover or an elliptical distribution refractor. Interchangeable spotlights in all openings available as accessories.

Installation

Recessed in false ceiling - fixed via steel wire springs for thicknesses from 1 to 25 mm.

Colour
White (01)

Weight (Kg)
0.69

Mounting
ceiling recessed

Wiring
Direct power line connection via the terminals on the power supply unit included.

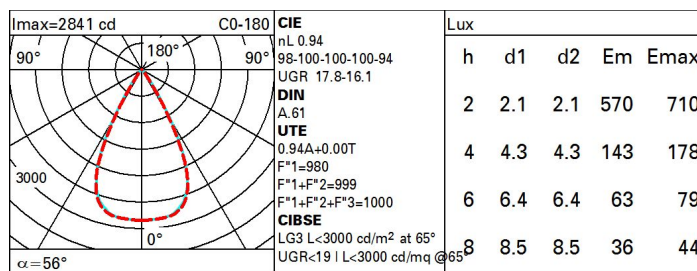
Complies with EN60598-1 and pertinent regulations



Technical data

lm system:	2171	CRI (minimum):	90
W system:	20.3	Colour temperature [K]:	3000
lm source:	2310	MacAdam Step:	2
W source:	17	Life Time LED 1:	> 50,000h - L90 - B10 (Ta 25°C)
Luminous efficiency (lm/W, real value):	107	Lamp code:	LED
lm in emergency mode:	-	Number of lamps for optical assembly:	1
Total light flux at or above an angle of 90° [Lm]:	0	ZVEI Code:	LED
Light Output Ratio (L.O.R.) [%]:	94	Number of optical assemblies:	1
Beam angle [°]:	56°	Control:	DALI-2

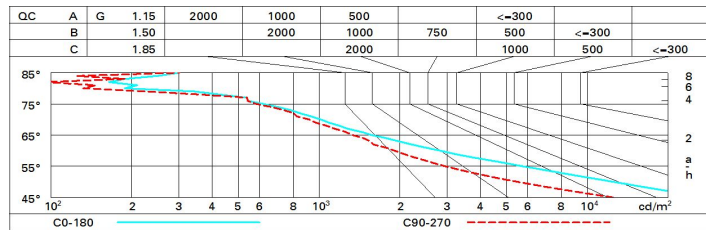
Polar



Utilisation factors

R	77	75	73	71	55	53	33	00	DRR
K0.8	84	80	76	74	79	76	75	72	77
1.0	88	84	81	79	83	80	80	77	82
1.5	93	89	87	85	88	86	85	83	88
2.0	95	93	91	90	92	90	89	87	92
2.5	97	96	94	93	94	93	92	89	95
3.0	99	97	96	95	96	95	94	91	97
4.0	100	99	98	97	97	97	95	93	99
5.0	100	100	99	99	98	98	96	94	100

Luminance curve limit



UGR diagram

Corrected UGR values (at 2310 lm bare lamp luminous flux)											
Reflect.:		viewed crosswise					viewed endwise				
ceiling/cav		0.70	0.70	0.50	0.50	0.30	0.70	0.70	0.50	0.50	0.30
walls		0.50	0.30	0.50	0.30	0.30	0.50	0.30	0.50	0.30	0.30
work pl.		0.20	0.20	0.20	0.20	0.20	0.20	0.20	0.20	0.20	0.20
Room dim		viewed crosswise					viewed endwise				
x	y										
2H	2H	18.4	19.0	18.7	19.2	19.5	16.6	17.2	16.9	17.5	17.7
	3H	18.3	18.8	18.6	19.1	19.3	16.5	17.1	16.8	17.3	17.6
	4H	18.2	18.7	18.5	19.0	19.3	16.4	16.9	16.8	17.2	17.5
	6H	18.1	18.6	18.5	18.9	19.2	16.4	16.8	16.7	17.1	17.5
	8H	18.1	18.5	18.4	18.8	19.2	16.3	16.8	16.7	17.1	17.4
12H	18.0	18.5	18.4	18.8	19.1	16.3	16.7	16.7	17.1	17.4	
4H	2H	18.2	18.7	18.5	19.0	19.3	16.4	16.9	16.8	17.2	17.5
	3H	18.0	18.5	18.4	18.8	19.1	16.3	16.7	16.7	17.1	17.4
	4H	17.9	18.3	18.3	18.7	19.1	16.2	16.6	16.6	16.9	17.3
	6H	17.9	18.2	18.3	18.6	19.0	16.1	16.4	16.6	16.8	17.3
	8H	17.8	18.1	18.3	18.5	19.0	16.1	16.4	16.5	16.8	17.2
12H	17.8	18.0	18.2	18.5	18.9	16.0	16.3	16.5	16.7	17.2	
8H	4H	17.8	18.1	18.3	18.5	19.0	16.1	16.4	16.5	16.8	17.2
	6H	17.7	18.0	18.2	18.4	18.9	16.0	16.2	16.5	16.7	17.2
	8H	17.7	17.9	18.2	18.3	18.8	15.9	16.1	16.4	16.6	17.1
	12H	17.6	17.8	18.1	18.3	18.8	15.9	16.1	16.4	16.5	17.1
12H	4H	17.8	18.0	18.2	18.5	18.9	16.0	16.3	16.5	16.7	17.2
	6H	17.7	17.9	18.2	18.3	18.8	15.9	16.1	16.4	16.6	17.1
	8H	17.6	17.8	18.1	18.3	18.8	15.9	16.1	16.4	16.5	17.1
Variations with the observer position at spacing:											
S =	1.0H	5.6 / -12.7					5.8 / -14.2				
	1.5H	8.4 / -17.1					8.6 / -16.7				
	2.0H	10.4 / -19.3					10.6 / -18.3				