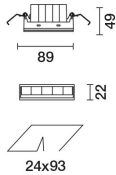
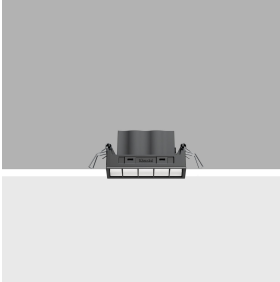


Last information update: February 2025

Product configuration: EK30

EK30: Recessed Minimal section 5 LEDs - integrated DALI - Wall Washer Longitudinal Glare Control



Product code

EK30: Recessed Minimal section 5 LEDs - integrated DALI - Wall Washer Longitudinal Glare Control

Technical description

Miniaturized recessed linear luminaire for LED lamps. Despite the ultracompact size of the product, the patented technology of the optic system guarantees an efficient and homogeneous effect on walls from top to bottom and avoids shadow zones near the ceiling. The black polycarbonate perimeter frame is designed to significantly reduce the effect of longitudinal glare. Main body with die-cast aluminium radiant surface, minimal (frameless) version for mounting flush with the ceiling. For recessed installation in a false ceiling a specific adapter is required that is available with a separate item code. Flux enhancer - superpure aluminium reflector - asymmetrical textured PMMA screen. Supplied with a dimmable DALI power supply unit connected to the luminaire. High efficiency value Neutral White LED (lm/W).

Installation

The luminaire is recessed in the specific adapter (QJ90) by means of a steel wire spring, previously installed on the ceiling that can be 12.5 / 15 / 20 mm thick. A special protective sheath allows finishing operations on the plasterboard to be simplified and speeded up.

Colour
Black (04)

Weight (Kg)
0.32

Mounting
ceiling recessed

Wiring
DALI integrated ballast. Connection to mains network on power supply box; screw connections.

Notes
The special steel wire spring provided is required to facilitate the eventual extraction of the recessed body once it has been inserted.

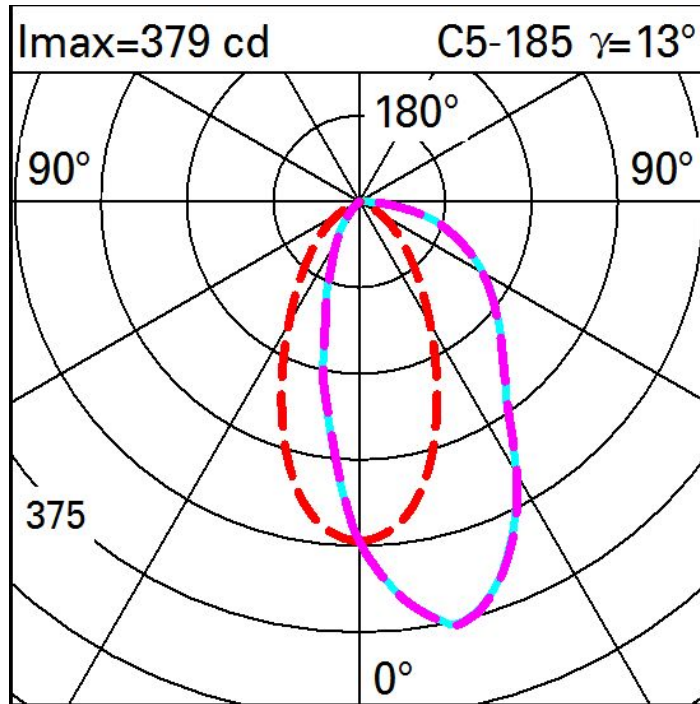
Complies with EN60598-1 and pertinent regulations



Technical data

lm system:	384	Colour temperature [K]:	4000
W system:	12.4	MacAdam Step:	2
lm source:	1200	Life Time LED 1:	> 50,000h - L80 - B10 (Ta 25°C)
W source:	9.9	Voltage [Vin]:	230
Luminous efficiency (lm/W, real value):	31	Lamp code:	LED
lm in emergency mode:	-	Number of lamps for optical assembly:	1
Total light flux at or above an angle of 90° [Lm]:	0	ZVEI Code:	LED
Light Output Ratio (L.O.R.) [%]:	32	Number of optical assemblies:	1
CRI (minimum):	80	Control:	DALI-2

Polar



Illuminances

Lux Wall distance = 1m

3						●						
	0.3	0.7	2	10	40	79	40	10	2	0.7	0.3	
2	0.6	2	5	15	40	64	40	15	5	2	0.6	
	1	3	6	15	30	42	30	15	6	3	1	
1	1	3	6	12	23	29	23	12	6	3	1	
	2	3	5	10	15	18	15	10	5	3	2	
0												
	m	-2	-1	0	1	2	3					