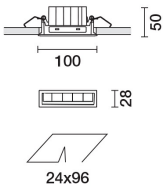



Last information update: February 2025

Product configuration: QD68

QD68: Recessed Frame section 5 LEDs - Tunable White - Wall Washer Longitudinal Glare Control



Product code

QD68: Recessed Frame section 5 LEDs - Tunable White - Wall Washer Longitudinal Glare Control

Technical description

Linear recessed miniaturised luminaire. Using LED lamps with a high colour rendering index and a different colour temperature allows dynamic light modulation to be obtained. The variation is achieved by mixing an emission of 3 x 2700K LEDs and 2 x 5700K LEDs. Despite the disparity of lamps that use extreme channels - 2700K and 5700K - the intensity of the flux emitted remains the same. Moreover, even when products of different sizes are used, the colour temperature remains constant and uniform. Despite the ultracompact size of the product, the patented technology of the optic system guarantees an efficient and homogeneous effect on walls from top to bottom and avoids shadow zones near the ceiling. The black polycarbonate perimeter frame is designed to significantly reduce the effect of longitudinal glare. Main body with die-cast aluminium radiant surface, version with perimeter surface frame. Flux enhancer - superpure aluminium reflector - asymmetrical textured PMMA screen. The product is designed to be used together with codes 6170 + M630 to obtain a solution suitable for small to medium systems that can be programmed with a DALI protocol via a simple and intuitive user touch-panel. Other management systems are also available with a separate code for larger systems that require the intervention of a specialised technician to programme them: the MH97 + MH93 + M102 group offers a DALI / KNX programmable solution, and the MH97 + MH93 + M618 group allows the system management to be extended to remote devices like tablet and smartphones too.

Installation

Recessed with steel wire springs for false ceilings from 1 to 25 mm thick - preparation hole 24 x 96. To light walls correctly check the installation distances and centre-to-centre distances indicated on the instructions sheet.

Colour

Black / Black (43) | Black / White (47) | Grey / Black (74)*

Weight (Kg)

0.48

* Colours on request


Mounting

ceiling recessed

Wiring

DALI control gear units included. Different management systems are available with a separate code. For technical data, properties and connection modes see the instruction sheet.

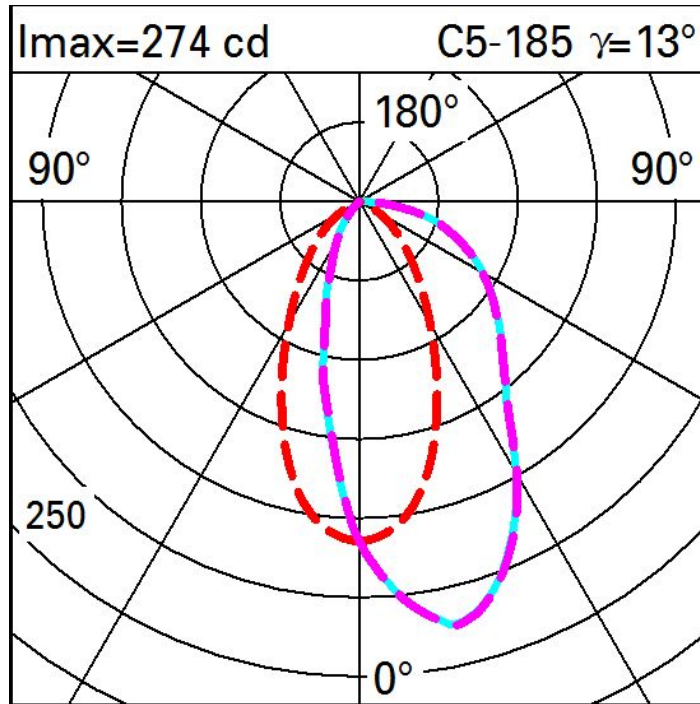
Complies with EN60598-1 and pertinent regulations



Technical data

Im system:	278	CRI (minimum):	90
W system:	12.8	Colour temperature [K]:	Tunable white 2700 - 5700
Im source:	870	Life Time LED 1:	> 50,000h - L80 - B10 (Ta 25°C)
W source:	8.6	Lamp code:	LED
Luminous efficiency (Im/W, real value):	21.8	Number of lamps for optical assembly:	1
Im in emergency mode:	-	ZVEI Code:	LED
Total light flux at or above an angle of 90° [Lm]:	0	Number of optical assemblies:	1
Light Output Ratio (L.O.R.) [%]:	32	Control:	DALI-2

Polar



Illuminances

Lux Wall distance = 1m

3													
	0.2	0.5	2	7	29	57	29	7	2	0.5	0.2		
2	0.4	1	4	11	29	47	29	11	4	1	0.4		
	0.8	2	5	11	22	30	22	11	5	2	0.8		
1	1	2	4	9	16	21	16	9	4	2	1		
	1	2	4	7	11	13	11	7	4	2	1		
0													
	m	-2	-1	0	1	2	3						