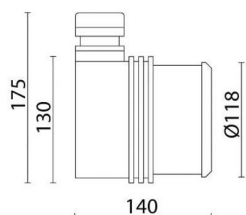



Last information update: May 2024

Product configuration: BH98

BH98: Recessed luminaires for fountains - Recessed luminaire 11 LED - 350mA DC

**Product code**BH98: Recessed luminaires for fountains - Recessed luminaire 11 LED - 350mA DC **Attention! Code no longer in production****Technical description**

RGB recessed luminaire for permanent immersion, IP68 10m. The luminaire is made strictly of AISI 316L stainless steel to guarantee maximum lasting reliability in pools and fountains (fresh water). Clear, transparent 6mm thick tempered closing glass. All screws used are made of stainless steel and the seals are silicone. The product is supplied with a 3m long 6x0,5NS20N power cable. The luminaire technical characteristics conform to EN60598-2-18 standards and particular requirements. IP68 - IK08. The luminaire is complete with 1 LED (1x3,5W). Optical assembly opening is not required for its installation. Insulation class III. The luminaire must be powered by a 350mA DC external driver.

Colour

Steel (13)

Mounting

wall recessed/ground recessed

Notes

Permanent immersion

Complies with EN60598-1 and pertinent regulations



IK08

IP68

Technical data

lm system:	36	Beam angle [°]:	34°
W system:	5	Colour temperature [K]:	RGB
lm source:	60	Lamp code:	LED
W source:	1.5	Number of lamps for optical assembly:	1
Luminous efficiency (lm/W, real value):	7.2	ZVEI Code:	LED
lm in emergency mode:	-	Number of optical assemblies:	1
Total light flux at or above an angle of 90° [Lm]:	0	Intervallum temperatura ambiente:	from -20°C to +35°C.
Light Output Ratio (L.O.R.) [%]:	60	LED current [mA]:	73

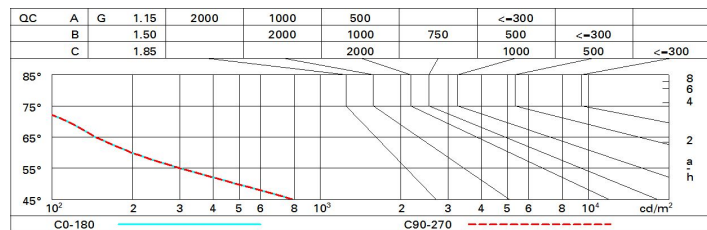
Polar

<p>$I_{max}=79\text{ cd}$</p> <p>90° 180° 90°</p> <p>90° 0°</p> <p>$\alpha = 34^\circ$</p>	CIE nL 0.60 93-99-100-100-60 UGR <10-10				Lux			
	DIN A.61				h	d	Em	E _{max}
	UTE 0.60A+0.00T F*1=928 F*1+F*2=989 F*1+F*2+F*3=998				1	0.6	60	79
	CIBSE LG3 L<1500 cd/m ² at 65° UGR<10 L<1500 cd/mq @65°				2	1.2	15	20
					3	1.8	7	9
				4	2.4	4	5	

Utilisation factors

R	77	75	73	71	55	53	33	00	DRR
K0.8	52	49	47	45	48	46	46	44	73
1.0	55	52	50	48	51	49	49	47	78
1.5	58	56	54	53	55	54	53	51	85
2.0	60	59	57	56	58	57	56	54	90
2.5	61	60	59	58	59	58	58	56	93
3.0	62	61	61	60	60	60	59	57	96
4.0	63	62	62	61	61	61	60	58	97
5.0	64	63	63	62	62	62	61	59	98

Luminance curve limit



UGR diagram

Corrected UGR values (at 60 lm bare lamp luminous flux)											
Reflect.: ceiling/cav walls work pl. Room dim x y		viewed crosswise					viewed endwise				
		0.70	0.70	0.50	0.50	0.30	0.70	0.70	0.50	0.50	0.30
		0.50	0.30	0.50	0.30	0.30	0.50	0.30	0.50	0.30	0.30
		0.20	0.20	0.20	0.20	0.20	0.20	0.20	0.20	0.20	0.20
2H	2H	5.4	6.0	5.6	6.3	6.5	5.4	6.0	5.6	6.3	6.5
	3H	5.3	6.0	5.7	6.2	6.5	5.3	5.9	5.6	6.2	6.5
	4H	5.3	5.9	5.7	6.2	6.5	5.3	5.8	5.6	6.1	6.4
	6H	5.3	5.8	5.6	6.1	6.4	5.2	5.7	5.5	6.0	6.4
	8H	5.3	5.8	5.6	6.1	6.4	5.2	5.7	5.5	6.0	6.3
	12H	5.2	5.7	5.6	6.0	6.4	5.1	5.6	5.5	5.9	6.3
4H	2H	5.3	5.8	5.6	6.1	6.4	5.3	5.9	5.7	6.2	6.5
	3H	5.3	5.8	5.7	6.1	6.5	5.3	5.8	5.7	6.1	6.5
	4H	5.3	5.7	5.7	6.0	6.4	5.3	5.7	5.7	6.0	6.4
	6H	5.2	5.6	5.7	6.0	6.4	5.2	5.6	5.6	6.0	6.4
	8H	5.2	5.5	5.6	6.0	6.4	5.2	5.5	5.6	5.9	6.4
	12H	5.2	5.5	5.6	5.9	6.4	5.1	5.4	5.6	5.9	6.3
8H	4H	5.2	5.5	5.6	5.9	6.4	5.2	5.5	5.6	6.0	6.4
	6H	5.2	5.4	5.6	5.9	6.3	5.2	5.4	5.6	5.9	6.4
	8H	5.1	5.4	5.6	5.8	6.3	5.1	5.4	5.6	5.8	6.3
	12H	5.1	5.3	5.6	5.8	6.3	5.1	5.3	5.6	5.8	6.3
12H	4H	5.1	5.4	5.6	5.9	6.3	5.2	5.5	5.6	5.9	6.4
	6H	5.1	5.3	5.6	5.8	6.3	5.2	5.4	5.6	5.9	6.4
	8H	5.1	5.3	5.6	5.8	6.3	5.1	5.3	5.6	5.8	6.3
Variations with the observer position at spacing:											
S =	1.0H	2.9 / -3.8					2.9 / -3.8				
	1.5H	5.3 / -5.5					5.3 / -5.5				
	2.0H	7.2 / -6.2					7.2 / -6.2				