


Last information update: May 2025

Product configuration: BV16

BV16: Wall-mounted floodlight - Warm White - A45C asymmetrical comfort optic

**Product code**BV16: Wall-mounted floodlight - Warm White - A45C asymmetrical comfort optic **Attention! Code no longer in production****Technical description**

Outdoor wall-mounted luminaire with high, visual comfort downlight and an asymmetrical, comfort optic (G6), designed for use with LED lamps. The optical assembly and the pole attachment system are made of EN1706AC 46100LF aluminium alloy and subjected to a multi-step, pre-treatment process, in which the main phases are degreasing, fluorozirconation (a protective surface film) and sealing (with a nano-structured silane layer). The painting stage consists of a primer and a liquid acrylic paint, cured at 150 °C, with a high level of weather and UV ray resistance. 4 mm thick, transparent, sodium-calcium tempered glass closure, joined to the frame with silicone. The frame is secured to the optical assembly with two AISI 304 stainless steel, captive screws and an AISI 303 stainless steel hinged pin with a 50 Shore silicone gasket between them. The device can be adjusted vertically by +45°/-60° and 337° horizontally with a mechanical locking mechanism for precision aiming. The body and frame include slots for rainwater drainage. The product consists of a die-cast aluminium alloy base fitted with a PG 11, EPDM, double cable gland for pass-through wiring. Patented Optismart optic system, complete with circuit fitted with Warm White monochrome LEDs and silver aluminium reflectors. Replaceable LEDs. Selv electronic control gear. Control gear, connected using quick-couplings and removed using clips. Replaceable control gear. There is no light dispersion into the upper hemisphere above this luminaire when it is in a horizontal position (in compliance with the strictest standards for the prevention of light pollution). All external screws are made of stainless steel.

Installation

Device can be mounted on walls or pavements (concrete, solid brick and natural stone) using the accessory installation kit (art. 5595), installed directly in the ground using the spike accessory or pole-mounted using the flange accessory (art. 1190). It can also be installed in the up-light position.

Colour

Grey (15)

Weight (Kg)

3.11

Mounting

wall arm|wall surface|ground spike

Wiring

Luminaire with electromagnetic control gear fixed to the body by means of an aluminium plate and connected to the LED circuit with quick-couplings. Vin 220-240V ac / 50-60 Hz. Resistance to mains voltage peaks of up to 4KV (with varistor).

Notes

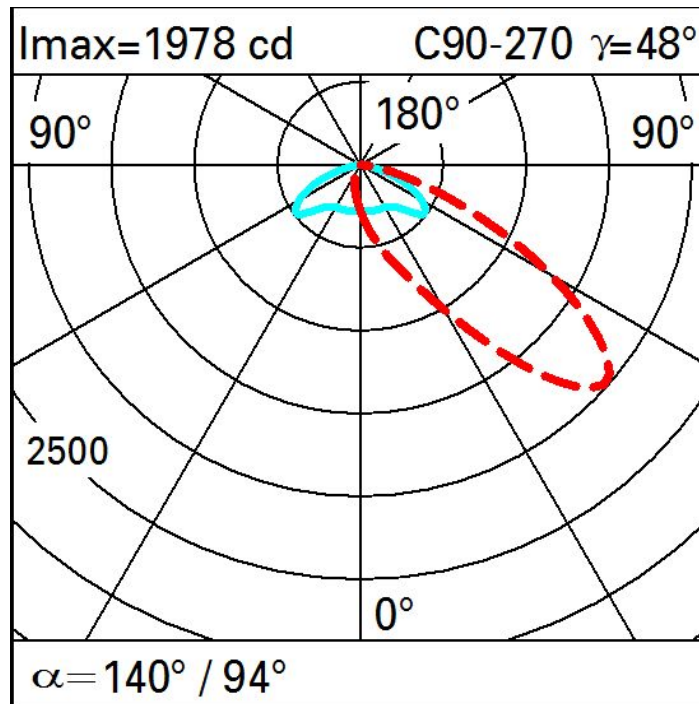
Fitting complete with lamp

Complies with EN60598-1 and pertinent regulations

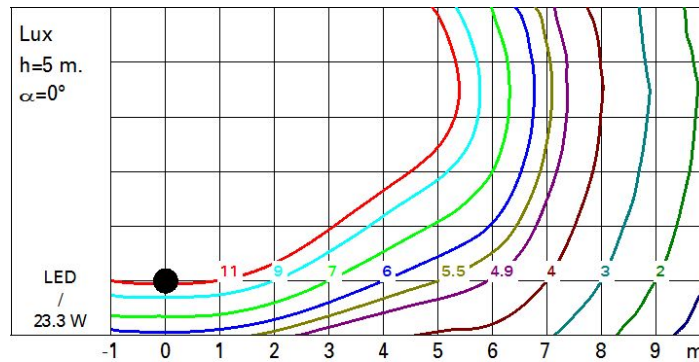
**Technical data**

Im system:	2280	Colour temperature [K]:	3000
W system:	23.3	MacAdam Step:	3
Im source:	-	Life Time LED 1:	100,000h - L90 - B10 (Ta 25°C)
W source:	-	Life Time LED 2:	100,000h - L90 - B10 (Ta 40°C)
Luminous efficiency (Im/W, real value):	97.9	Lamp code:	LED
Im in emergency mode:	-	Number of lamps for optical assembly:	1
Total light flux at or above an angle of 90° [Lm]:	0	ZVEI Code:	LED
Light Output Ratio (L.O.R.) [%]:	100	Number of optical assemblies:	1
CRI (minimum):	70	Intervallo temperatura ambiente:	from -20°C to +35°C.

Polar



Isolux



Illuminances

