

Ultimo aggiornamento delle informazioni: Luglio 2024

Configurazione di prodotto: PE45

PE45: Strip UpLight Neutral White - UGR<19 - per modulo da L=912



Codice prodotto

PE45: Strip UpLight Neutral White - UGR<19 - per modulo da L=912

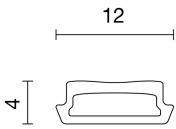
Descrizione tecnica

Strip UpLight per modulo da L=912. Sorgente Led monocromatica Neutral White CRI90 con UGR<19. Completa di connettori ad innesto rapido.

Colore
Bianco (01)

Peso (Kg)
0.02

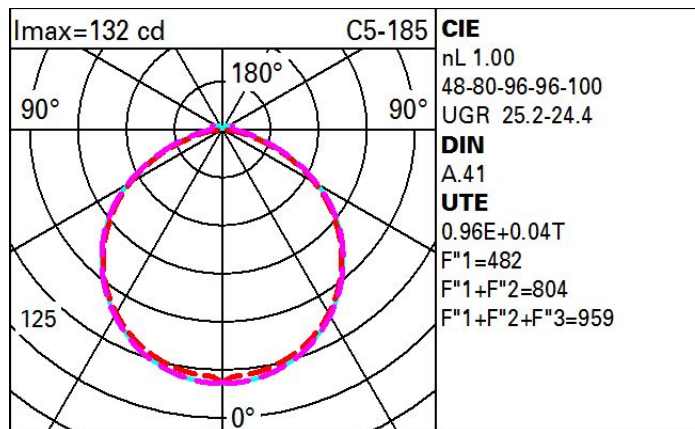
Soddisfa EN60598-1 e relative note



Dati tecnici

Im di sistema:	385	MacAdam Step:	3
W di sistema:	2.9	Life Time LED 1:	> 50,000h - L90 - B10 (Ta 25°C)
Im di sorgente:	-	Voltaggio [Vin]:	48
W di sorgente:	-	Codice lampada:	LED
Efficienza luminosa (lm/W, dati di sistema):	132.8	Numero di lampade per vano ottico:	1
Im in modalità emergenza:	-	Codice ZVEI:	LED
Flusso totale emesso a 90° o superiore [Lm]:	15	Numero di vani ottici:	1
Light Output Ratio (L.O.R.) [%]:	100	Corrente LED [mA]:	20
CRI (minimo):	90	Control:	PWM
Temperatura colore [K]:	4000		

Polare



Coefficienti di utilizzazione

R	77	75	73	71	55	53	33	00	DRR
K0.8	65	55	47	42	53	46	45	38	40
1.0	72	62	55	49	60	54	53	45	47
1.5	82	74	68	63	72	66	65	58	60
2.0	88	82	76	72	79	74	73	66	69
2.5	92	86	82	78	84	80	78	72	75
3.0	94	90	86	82	87	83	81	75	79
4.0	97	94	90	87	91	88	86	80	83
5.0	99	96	93	91	93	91	88	83	86

Curva limite di luminanza

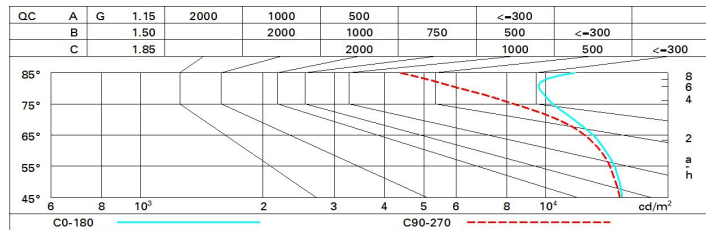


Diagramma UGR

Corrected UGR values (at 385 lm bare lamp luminous flux)											
Reflect.:		viewed crosswise					viewed endwise				
ceil/cav		0.70	0.70	0.50	0.50	0.30	0.70	0.70	0.50	0.50	0.30
walls		0.50	0.30	0.50	0.30	0.30	0.50	0.30	0.50	0.30	0.30
work pl.		0.20	0.20	0.20	0.20	0.20	0.20	0.20	0.20	0.20	0.20
Room dim											
x	y										
2H	2H	21.8	22.9	22.2	23.2	23.6	21.7	22.9	22.1	23.2	23.5
	3H	23.2	24.2	23.6	24.5	24.9	22.2	23.2	22.6	23.6	23.9
	4H	23.7	24.6	24.1	25.0	25.4	22.4	23.3	22.8	23.7	24.1
	6H	24.0	24.9	24.5	25.3	25.7	22.4	23.2	22.8	23.7	24.1
	8H	24.2	25.0	24.6	25.4	25.9	22.4	23.2	22.8	23.6	24.1
	12H	24.3	25.1	24.8	25.6	26.0	22.4	23.1	22.8	23.6	24.0
4H	2H	22.4	23.3	22.8	23.7	24.1	23.3	24.3	23.8	24.6	25.1
	3H	23.9	24.7	24.4	25.1	25.6	23.9	24.7	24.4	25.1	25.6
	4H	24.5	25.2	25.0	25.7	26.1	24.2	24.9	24.7	25.3	25.8
	6H	25.0	25.6	25.5	26.1	26.6	24.4	25.0	24.9	25.4	26.0
	8H	25.2	25.8	25.7	26.3	26.8	24.4	25.0	24.9	25.4	26.0
	12H	25.4	25.9	25.9	26.4	27.0	24.4	24.9	24.9	25.4	26.0
8H	4H	24.7	25.3	25.2	25.8	26.3	24.5	25.1	25.0	25.6	26.1
	6H	25.3	25.8	25.9	26.3	26.9	24.8	25.3	25.3	25.8	26.4
	8H	25.6	26.0	26.2	26.6	27.2	24.9	25.3	25.5	25.9	26.4
	12H	26.0	26.3	26.5	26.9	27.5	25.0	25.4	25.6	25.9	26.5
12H	4H	24.7	25.2	25.2	25.7	26.3	24.5	25.0	25.1	25.6	26.1
	6H	25.4	25.8	25.9	26.3	26.9	24.8	25.3	25.4	25.8	26.4
	8H	25.7	26.1	26.3	26.6	27.2	25.0	25.3	25.6	25.9	26.5
Variations with the observer position at spacing:											
S =	1.0H	0.1 / -0.1					0.1 / -0.1				
	1.5H	0.3 / -0.4					0.3 / -0.5				
	2.0H	0.5 / -0.7					0.6 / -0.8				