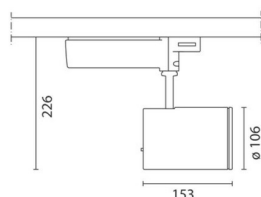


Last information update: June 2023

Product configuration: P279

P279: Medium body spotlight - Warm white - DALI ballast - wide flood optic



Product code

P279: Medium body spotlight - Warm white - DALI ballast - wide flood optic **Attention! Code no longer in production**

Technical description

Adjustable spotlight with adapter for installation on DALI mains electrified track for high output LED lamp with monochrome emission in a warm white colour. Flood optic. DALI ballast. The luminaire is made of die-cast aluminium and thermoplastic material, and allows 360° rotation about the vertical axis and 90° tilting relative to the horizontal plane. The luminaire has mechanical aiming locks and graduated scales for both movements, operated using the same tool on two screws, one at the side of the rod and one on the adapter for the track. Spotlight equipped with accessory holding ring designed to contain a flat accessory. Another external component can also be applied, selected from an asymmetrical screen, an anti-glare screen and directional flaps. All external accessories rotate 360° about the spotlight longitudinal axis.

Installation

On a DALI electrified track

Colour

White (01) | Black (04) | Grey (15)

Mounting

three circuit track

Wiring

DALI components housed in the luminaire.

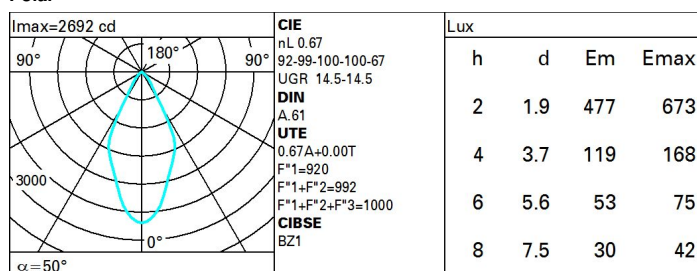
Complies with EN60598-1 and pertinent regulations



Technical data

Im system:	1740.7	Colour temperature [K]:	3000
W system:	43	MacAdam Step:	3
Im source:	2600	Life Time LED 1:	50,000h - L80 - B10 (Ta 25°C)
W source:	38	Ballast losses [W]:	5
Luminous efficiency (Im/W, real value):	40.5	Lamp code:	LED
Im in emergency mode:	-	Number of lamps for optical assembly:	1
Total light flux at or above an angle of 90° [Lm]:	0	ZVEI Code:	LED
Light Output Ratio (L.O.R.) [%]:	67	Number of optical assemblies:	1
Beam angle [°]:	50°	Control:	DALI
CRI:	90		

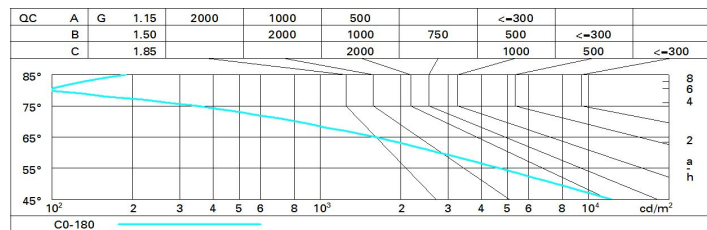
Polar



Utilisation factors

R	77	75	73	71	55	53	33	00	DRR
K0.8	58	54	52	50	54	51	51	49	73
1.0	61	58	55	54	57	55	55	52	78
1.5	65	62	60	59	62	60	59	57	85
2.0	67	65	64	63	64	63	62	60	90
2.5	69	67	66	65	66	65	64	62	93
3.0	70	69	68	67	67	67	66	64	95
4.0	71	70	69	68	69	68	67	65	97
5.0	71	70	70	69	69	69	68	66	98

Luminance curve limit



UGR diagram

Corrected UGR values (at 2000 lm bare lamp luminous flux)											
Reflect.: ceiling/cav walls work pl. Room dim x y		0.70	0.70	0.50	0.50	0.30	0.70	0.70	0.50	0.50	0.30
		0.50	0.30	0.50	0.30	0.30	0.50	0.30	0.50	0.30	0.30
		0.20	0.20	0.20	0.20	0.20	0.20	0.20	0.20	0.20	0.20
		viewed crosswise					viewed endwise				
2H	2H	14.9	15.5	15.2	15.8	16.0	14.9	15.5	15.2	15.8	16.0
	3H	14.8	15.4	15.1	15.6	15.9	14.8	15.4	15.1	15.7	16.0
	4H	14.7	15.3	15.1	15.6	15.9	14.8	15.3	15.1	15.6	15.9
	6H	14.6	15.1	15.0	15.5	15.8	14.7	15.2	15.0	15.5	15.8
	8H	14.6	15.1	15.0	15.4	15.8	14.6	15.1	15.0	15.5	15.8
	12H	14.6	15.0	14.9	15.4	15.7	14.6	15.1	15.0	15.4	15.8
4H	2H	14.8	15.3	15.1	15.6	15.9	14.7	15.3	15.1	15.6	15.9
	3H	14.7	15.1	15.0	15.5	15.8	14.7	15.1	15.0	15.5	15.8
	4H	14.6	15.0	15.0	15.4	15.7	14.6	15.0	15.0	15.4	15.7
	6H	14.5	14.9	14.9	15.3	15.7	14.5	14.9	14.9	15.3	15.7
	8H	14.5	14.8	14.9	15.2	15.6	14.5	14.8	14.9	15.2	15.6
	12H	14.4	14.7	14.9	15.1	15.6	14.4	14.7	14.9	15.1	15.6
8H	4H	14.5	14.8	14.9	15.2	15.6	14.5	14.8	14.9	15.2	15.6
	6H	14.4	14.6	14.8	15.1	15.6	14.4	14.6	14.8	15.1	15.6
	8H	14.3	14.5	14.8	15.0	15.5	14.3	14.5	14.8	15.0	15.5
	12H	14.3	14.5	14.8	15.0	15.5	14.3	14.5	14.8	15.0	15.5
12H	4H	14.4	14.7	14.9	15.1	15.6	14.4	14.7	14.9	15.1	15.6
	6H	14.3	14.5	14.8	15.0	15.5	14.3	14.5	14.8	15.0	15.5
	8H	14.3	14.5	14.8	15.0	15.5	14.3	14.5	14.8	15.0	15.5
Variations with the observer position at spacing:											
S =	1.0H	2.7 / -4.4					2.7 / -4.4				
	1.5H	5.0 / -8.0					5.0 / -8.0				
	2.0H	7.0 / -11.3					7.0 / -11.3				