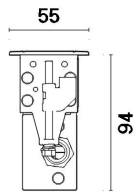



Last information update: April 2024

Product configuration: BW57+X014.00BW57: 37 recessed Remote LEDs - 48V dc DMX512-RDM - L=552mm - Wall Grazing Optic
X014.00: Casing - L=545 - Indeterminate**Product code**

BW57: 37 recessed Remote LEDs - 48V dc DMX512-RDM - L=552mm - Wall Grazing Optic

Technical description

Direct light luminaire, designed to use RGB LED lamps (Red, Green, Blue), 48V dc with DMX512-RDM control and a Wall Grazing optic. Ground-, wall- and ceiling-recessed. Consists of a body, a lower box for the DMX driver and an outer casing for installation to be ordered separately. Extruded aluminium body and box, with die-cast aluminium end caps complete with silicone seals. The painting process includes a multi-step, pre-treatment process, in which the main phases are degreasing, fluorozirconation (a protective surface film) and sealing (with a nano-structured silane layer). The following painting stage consists of a primer and a liquid acrylic paint, cured at 150°C, with a high level of weather and UV ray resistance. The top of the optical assembly is closed by a 8mm thick transparent glass screen, fixed with silicone. Complete with multi-LED plate with individual LEDs in Red, Green and Blue (RGB), a lower box with a DMX512-RDM 48V dc electronic driver (ballast to be ordered separately). The lower box has two PG13.5 nickel-plated brass cable glands and outgoing cables for pass-through wiring. Fitted with a PMMA diffusing filter and optics with plastic (methacrylate) lens for Wall Grazing lighting. To fix the optical assembly to the outer casing or false ceiling the product has a quick coupling system using an Allen key. Outer casing for installation made of aluminium with technopolymer covers, to be ordered separately. All external screws used are made of A2 stainless steel. The luminaire technical characteristics conform to EN 60598-1 standards and particular requirements.

Installation

Ground- and wall-recessed using the outer casing, to be ordered separately. For ground installation a drainage channel must be created or gravel inserted for drainage under the outer casing before installation, to guarantee the degree of protection stated. For ceiling-mounting with plasterboard panels (1-30 mm thick), make the preparation openings as indicated in the instructions sheet and use the accessory with code X013 (kit containing steel cables with reinforcement plates).

Colour

Grey (15)

Weight (Kg)

1.7

Mounting

wall recessed|ceiling recessed|ground recessed

Wiring

Complete with 48V dc DMX512-RDM electronic driver mounted in the lower box. Box supplied with double PG13.5 cable gland and 05RN-F rubber output cables 5x (2x1.5mm²+3x0.35mm²) for pass-through wiring: each cable is wired for both the DMX512-RDM signal and the 48V dc power supply. For the electrical connection there are 5-pole IP68 linear connectors (BZS6), a cap for the IP68 (BZQ7) connectors+120 ohm resistance, a 5-pole Y connector for the connection between the DMX signal cable and the power supply cable (BZN7) and DIN 48V dc bar electronic ballasts to be ordered separately: 120W (BZ14), 240W (BZ15) and 480W (BZ16).

Notes

Product complete with LED lamp. The frame, glass, optical assembly and outer casing together guarantee a maximum static load of 1000 kg. DMX specifications require the insertion of a 120 Ohm terminating resistor to be placed between the DATA+ and DATA- cables of the last product in the line (BZQ7). If there is no DMX signal the product runs the dynamic sequence by default.

Complies with EN60598-1 and pertinent regulations

**Accessory code**

X014.00: Casing - L=545 - Indeterminate

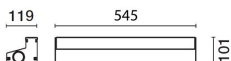
Colour

Indeterminate (00)

Weight (Kg)

0.7

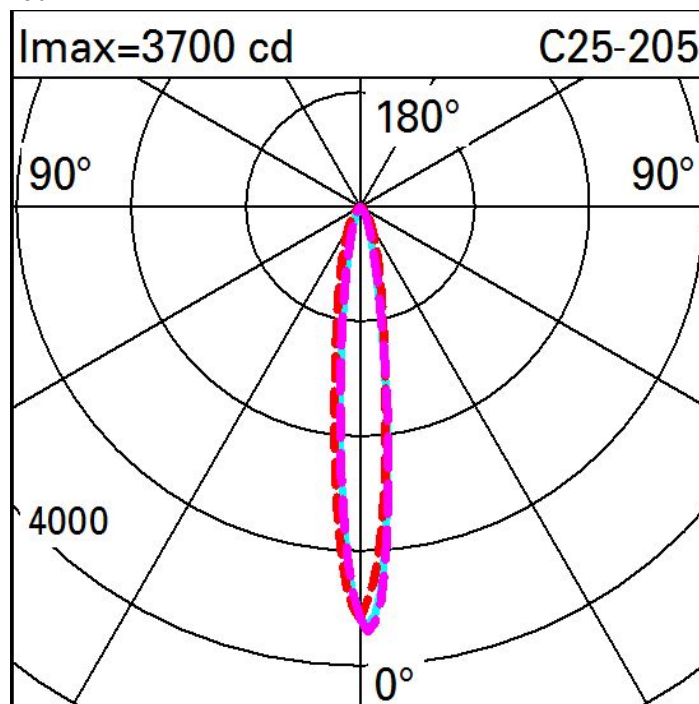
Complies with EN60598-1 and pertinent regulations



Technical data

Im system:	507	Voltage [Vin]:	48
W system:	12.4	Lamp code:	LED
Im source:	890	Number of lamps for optical assembly:	1
W source:	10	ZVEI Code:	LED
Luminous efficiency (Im/W, real value):	40.9	Number of optical assemblies:	1
Im in emergency mode:	-	Intervall temperatura ambiente:	from -30°C to 50°C.
Total light flux at or above an angle of 90° [Lm]:	0	LED current [mA]:	300
Light Output Ratio (L.O.R.) [%]:	57	Power factor:	See installation instructions
Life Time LED 1:	100,000h - L80 - B10 (Ta 25°C)	Control:	DMX-RDM
Life Time LED 2:	100,000h - L80 - B10 (Ta 40°C)		

Polar



Illuminances

Lux		Wall distance = 1m									
3											
			0.1	0.3	0.7	0.9	0.6	0.3	0.1	0.1	
2	0.3	0.6	1	2	4	5	4	2	1	0.6	0.3
	0.5	0.9	2	4	7	8	6	4	2	0.9	0.5
1	0.6	1	2	5	9	11	8	5	2	1	0.6
	0.7	1	3	5	8	10	7	4	2	1	0.7
0											
	m	-2	-1	0	1	2	3				