

## Linealuce

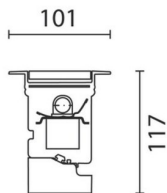
Design Jean-Michel  
Wilmotte

iGuzzini

Last information update: May 2024

### Product configuration: BN33+BZV5.00

BN33: Linear Recessed LED - Electronic control gear 220-240V ac - DMX512-RDM control - L=1563 mm - Wall Grazing Optic  
BZV5.00: Casing - L=1545 - Indeterminate



### Product code

BN33: Linear Recessed LED - Electronic control gear 220-240V ac - DMX512-RDM control - L=1563 mm - Wall Grazing Optic  
**Attention! Code no longer in production**

### Technical description

Direct light luminaire, designed to use RGB (Red, Green, Blue) LED lamps and DMX512-RDM control. Ground-, wall- and ceiling-recessed. Consists of a body and outer casing for installation, to be ordered separately. Extruded aluminium body, with die-cast aluminium end caps complete with silicone seals. Coated with liquid acrylic paint with a high level of weather and UV ray resistance. Lower PPS (polyphenylene sulfide) power box. The top of the optical assembly is closed by an 8 mm thick transparent glass screen, fixed with silicone. Complete with multi-LED power plate with individual LEDs in Red, Green and Blue (RGB). Fitted with optics with plastic (methacrylate) lens for Wall Grazing lighting. The lower box has two PG11 nickel-plated brass cable glands and outgoing cables for pass-through wiring. To fix the optical assembly to the outer casing the product has a quick coupling system using an Allen key. Outer casing for installation made of aluminium with technopolymer covers, to be ordered separately. All external screws used are made of A2 stainless steel. The luminaire technical characteristics conform to EN 60598-1 standards and particular requirements.

### Installation

Ground- and wall-recessed using the outer casing, to be ordered separately. For ground installation a drainage channel must be created or gravel inserted for drainage under the outer casing before installation, to guarantee the degree of protection stated. For ceiling-mounting with plasterboard panels (1-30 mm thick), make the preparation openings as indicated in the instructions sheet and use the accessory with code 5926 (kit containing steel cables with reinforcement plates).

### Colour

Grey (15)

### Weight (Kg)

6.7

### Mounting

wall recessed|ceiling recessed|ground recessed

### Wiring

Equipped with electronic control gear with DMX512-RDM control, 220-240V ac, 50/60Hz contained in the luminaire. For electrical connection the product has a lower box with a nickel-plated brass PG11 double cable gland with H07RN-F rubber outgoing cables for pass-through wiring: each cable is set up both for the DMX512-RDM signal and for 220-240V ac power supply. Available for electrical connection: IP68 5-pin linear connector (BZS6), cap for IP68 connectors (BZQ7), IP68 5-pin 3-way (Y-type) linear connector (BZN7). DMX specifications require the insertion of a 120 Ohm terminating resistor to be placed between the DATA+ and DATA- cables of the last product in the line (code BZQ7)

### Notes

Product complete with LED lamp. The frame, glass, optical assembly and outer casing together guarantee a maximum static load resistance of 1000 kg. DMX specifications require the insertion of a 120 Ohm terminating resistor to be placed between the DATA+ and DATA- cables of the last product in the line (code BZQ7)

Complies with EN60598-1 and pertinent regulations



### Accessory code

BZV5.00: Casing - L=1545 - Indeterminate

### Technical description

Aluminium outer casing L=1545 mm complete with technopolymer side and upper caps and membrane cable glands. The side caps are supplied with openable circular walls to facilitate the insertion of corrugated tubes (passage of power cables). To be used on recessed Linealuce Compact modules L=1563 mm

### Installation

For ground- or wall-recessed installation with cast cement/concrete or other suitable material. For ground installation a drainage channel must be created (positioned below the special holes) or gravel inserted for drainage under the outer casing before installation, to guarantee the degree of protection stated.

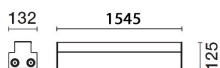
### Colour

Indeterminate (00)

### Weight (Kg)

2.37

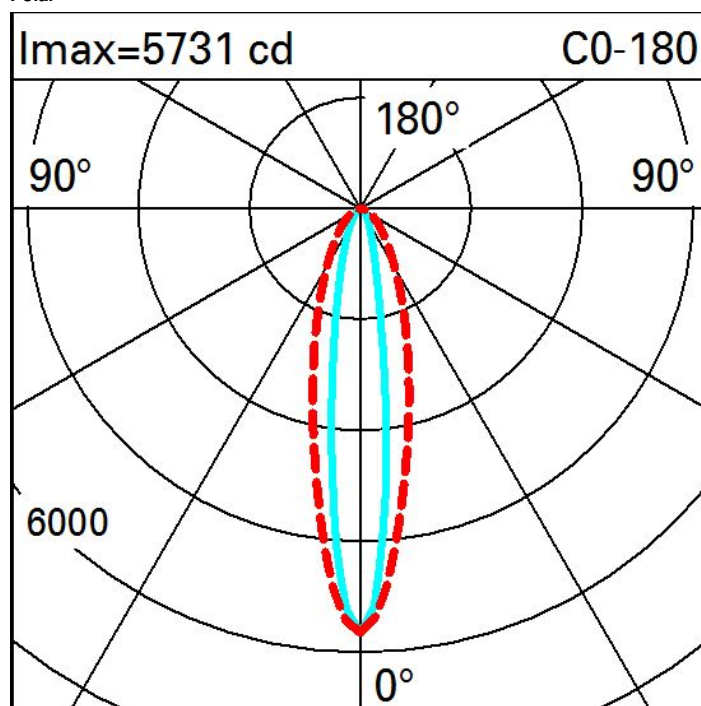
Complies with EN60598-1 and pertinent regulations



# Technical data

Im system:	1561	Life Time LED 1:	50,000h - L80 - B10 (Ta 25°C)
W system:	45.1	Life Time LED 2:	50,000h - L80 - B20 (Ta 40°C)
Im source:	2300	Lamp code:	LED
W source:	40	Number of lamps for optical assembly:	1
Luminous efficiency (Im/W, real value):	34.6	ZVEI Code:	LED
Im in emergency mode:	-	Number of optical assemblies:	1
Total light flux at or above an angle of 90° [Lm]:	0	Intervallo temperatura ambiente:	from -30°C to 50°C.
Light Output Ratio (L.O.R.) [%]:	68	Control:	DMX-RDM
Colour temperature [K]:	RGB		

## Polar



## Illuminances

Lux												Wall distance = 1m	
3	0.5	1.0	2	5	12	16	12	5	2	1	0.5		
2	2	3	6	12	21	26	21	13	7	3	2		
1	3	5	8	16	29	37	29	17	9	5	3		
0	3	5	9	18	28	35	29	18	10	6	3		
	3	6	10	16	24	31	25	18	11	6	4		
	m	-2	-1	0	1	2	3						