

Light Shed 60 Linen

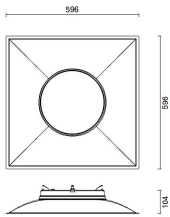
Design iGuzzini

iGuzzini

Last information update: April 2025

Product configuration: RS63

RS63: 596X596 - Neutral White - MPO - HO - UGR<19 screen - DALI



Product code

RS63: 596X596 - Neutral White - MPO - HO - UGR<19 screen - DALI

Technical description

596x596 mm luminaire for pendant installation or surface-mounted on a modular grille - LED lamp with high colour rendering index; 4000K neutral white colour tone emission. NFPP (Natural Fiber Polypropylene) unit produced with Bio-Based material (material of biological origin whose key advantage is it comes from renewable sources). Product with high efficiency LED complete with MPO screen for UGR<19 L<3000 cd/mq $\alpha > 65^\circ$ emission, for use in environments with video monitors in compliance with EN 12464-1. The DALI driver is free to be placed inside the the installation compartment as shown on the instruction sheet. Option of recessed installation in plasterboard ceilings using a frame to be ordered as an accessory. The product can be pendant-mounted using accessories to be ordered separately.

Installation

Surface-mounted on 600x600 mm modular panels. Recessed in plasterboard false ceilings using a frame accessory to be ordered separately. Pendant-mounted using accessories to be ordered separately.

Colour

Écru (S0)

Weight (Kg)

1.6

Mounting

ceiling recessed|ceiling pendant

Wiring

Product complete with DALI components. The electrical cables used are made of a "halogen free" material. (This means that the cables do not contain any halogen materials that in the event of a fire do not emit toxic or corrosive gases and only a small quantity of opaque fumes).

Notes

TPb rated

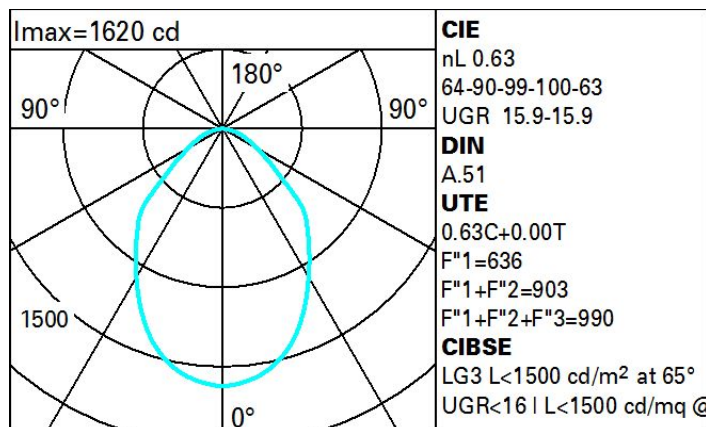
Complies with EN60598-1 and pertinent regulations



Technical data

lm system:	2835	Colour temperature [K]:	4000
W system:	29.2	MacAdam Step:	3
lm source:	4500	Life Time LED 1:	> 50,000h - L80 - B10 (Ta 25°C)
W source:	26	Voltage [Vin]:	230
Luminous efficiency (lm/W, real value):	97.1	Lamp code:	LED
lm in emergency mode:	-	Number of lamps for optical assembly:	1
Total light flux at or above an angle of 90° [Lm]:	0	ZVEI Code:	LED
Light Output Ratio (L.O.R.) [%]:	63	Number of optical assemblies:	1
CRI (minimum):	90	Control:	DALI-2

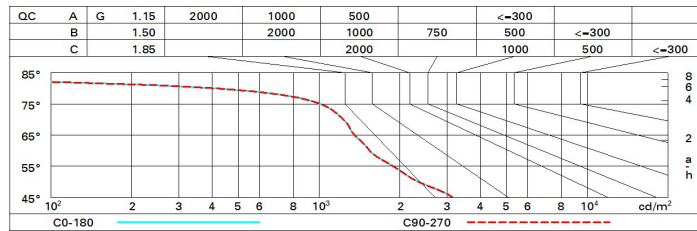
Polar



Utilisation factors

R	77	75	73	71	55	53	33	00	DRR
K0.8	46	41	37	34	40	36	36	32	51
1.0	50	45	41	39	44	41	41	37	59
1.5	56	52	49	46	51	48	48	44	70
2.0	59	56	54	51	55	53	52	49	78
2.5	61	59	56	55	57	56	55	52	83
3.0	62	60	59	57	59	58	57	54	86
4.0	64	62	61	60	61	60	59	56	89
5.0	65	63	62	61	62	61	60	58	92

Luminance curve limit



UGR diagram

Corrected UGR values (at 4500 lm bare lamp luminous flux)											
Reflect.:		viewed crosswise					viewed endwise				
ceiling/cav		0.70	0.70	0.50	0.50	0.30	0.70	0.70	0.50	0.50	0.30
walls		0.50	0.30	0.50	0.30	0.30	0.50	0.30	0.50	0.30	0.30
work pl.		0.20	0.20	0.20	0.20	0.20	0.20	0.20	0.20	0.20	0.20
Room dim		viewed crosswise					viewed endwise				
x	y										
2H	2H	14.2	15.3	14.5	15.5	15.8	14.2	15.3	14.5	15.5	15.8
	3H	15.0	15.9	15.3	16.2	16.5	14.5	15.4	14.8	15.7	16.0
	4H	15.3	16.1	15.6	16.4	16.7	14.5	15.4	14.9	15.7	16.0
	6H	15.3	16.1	15.7	16.4	16.8	14.5	15.3	14.9	15.7	16.0
	8H	15.3	16.0	15.7	16.4	16.7	14.5	15.3	14.9	15.6	16.0
	12H	15.3	16.0	15.6	16.3	16.7	14.5	15.2	14.9	15.6	15.9
4H	2H	14.5	15.4	14.9	15.7	16.0	15.3	16.1	15.6	16.4	16.7
	3H	15.5	16.2	15.9	16.6	16.9	15.7	16.4	16.1	16.7	17.1
	4H	15.8	16.5	16.3	16.8	17.2	15.8	16.5	16.3	16.8	17.2
	6H	15.9	16.5	16.4	16.9	17.3	15.9	16.5	16.4	16.9	17.3
	8H	15.9	16.4	16.4	16.8	17.3	15.9	16.4	16.4	16.9	17.3
	12H	15.9	16.3	16.3	16.8	17.2	15.9	16.3	16.4	16.8	17.2
8H	4H	15.9	16.4	16.4	16.9	17.3	15.9	16.4	16.4	16.8	17.3
	6H	16.1	16.5	16.5	16.9	17.4	16.0	16.4	16.5	16.9	17.4
	8H	16.0	16.4	16.5	16.8	17.3	16.0	16.4	16.5	16.8	17.3
	12H	16.0	16.3	16.5	16.8	17.3	16.0	16.3	16.5	16.8	17.3
12H	4H	15.9	16.3	16.4	16.8	17.2	15.9	16.3	16.3	16.8	17.2
	6H	16.0	16.4	16.5	16.8	17.3	16.0	16.3	16.5	16.8	17.3
	8H	16.0	16.3	16.5	16.8	17.3	16.0	16.3	16.5	16.8	17.3
Variations with the observer position at spacing:											
S =	1.0H	0.6 / -0.6					0.6 / -0.6				
	1.5H	1.0 / -1.4					1.0 / -1.4				
	2.0H	2.0 / -1.9					2.0 / -1.9				