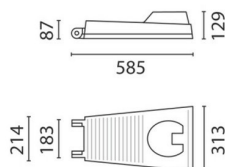



Last information update: February 2024

Product configuration: BP50+1129.15+Profile 01-04

BP50: Warm White - A45C comfort asymmetrical optic

1129.15: diffuser glass - Grey

**Product code**BP50: Warm White - A45C comfort asymmetrical optic **Attention! Code no longer in production****Technical description**

Outdoor luminaire with down light asymmetrical optic, designed to use LED lamps. The optical assembly and the pole attachment system are made of EN1706AC 46100LF aluminium alloy and subjected to a multi-step, pre-treatment process, in which the main phases are degreasing, fluorozirconation (a protective surface film) and sealing (with a nano-structured silane layer). The painting stage consists of a primer and a liquid acrylic paint, cured at 150 °C, with a high level of weather and UV ray resistance. 6 mm thick tempered sodium-calcium closing glass with customised serigraphy. The system for fixing the frame to the assembly uses 2 stainless steel captive screws and a hinge mechanism for easy opening. Complete with circuit having Warm White monochrome LEDs, silver aluminium reflectors. LEDs can be substituted in the lab in groups of 12. Control gear, connected using quick-couplings, can be removed using clips. Driver with automatic inner temperature control system. Driver with 2 different operating profiles, without the aid of external controls, profile 1 fixed at 100% and profile 4 with midnight point recognition. Profiles can be selected using microswitches (operating cycles can be customised using dedicated software and a dedicated USB interface). Dali and 0_10V versions available upon request. Selv 220-240V ac 50/60Hz electronic ballast. Replaceable control gear unit. The luminaire has a graduated scale for setting the vertical angle. Optical assembly complete with decompression valve, for easy opening by eliminating the internal vacuum. The light flow emitted in the upper hemisphere of the system in the horizontal position is null. All screws used are made of AISI 304 stainless steel.

Installation

The floodlight can be pole-mounted using a single or double arm. It can also be wall-mounted, or pole-mounted in an intermediate position, using an arm made of die-cast aluminium and galvanised sheet steel, which are coated with RAL 9007 liquid acrylic paint.

Colour

Grey (15)

Mounting

wall surface|pole-top side entry

Wiring

The extractable component-holding plate is made of anodised aluminium. The control gear includes ballast, explosion-proof capacitor, fast-coupling terminal boards and fuse-holding disconnecting switch (upon request). The fitting has double insulation - class II - and is designed for earth connection (class I).

Complies with EN60598-1 and pertinent regulations

**Accessory code**1129.15: diffuser glass - Grey **Attention! Code no longer in production****Technical description**

Single wall-mounted fitting made up of an attachment and a U-shaped bracket. The diecast-aluminium intermediate attachment is subjected to acrylic painting. The U-shaped bracket is made of galvanised painted bent sheet steel. The U-shaped bracket is coupled to the attachment by means of 2 stainless-steel screws M12x30. Two more stainless-steel screws M12x30 make it possible to fix the projector to the wall-mounted fitting. The fitting/projector assembly is fixed thanks to two screws M12x40.

Installation

Wall application.

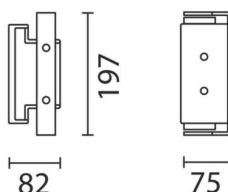
Colour

Grey (15)

Weight (Kg)

1.45

Complies with EN60598-1 and pertinent regulations

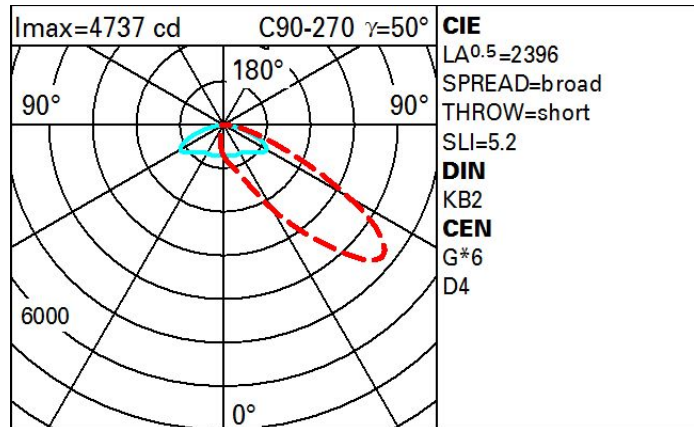


Technical data

Im system: 5380
W system: 57.2
Im source: -
W source: -
Luminous efficiency (Im/W, real value): 94.1
Im in emergency mode: -
Total light flux at or above an angle of 90° [Lm]: 0
Light Output Ratio (L.O.R.) [%]: 100
CRI (minimum): 70
Colour temperature [K]: 3000

MacAdam Step: 3
Life Time LED 1: 100,000h - L90 - B10 (Ta 25°C)
Life Time LED 2: 100,000h - L90 - B10 (Ta 40°C)
Ballast losses [W]: 8.2
Lamp code: LED
Number of lamps for optical assembly: 1
ZVEI Code: LED
Number of optical assemblies: 1
Intervall temperatura ambiente: from -20°C to +35°C.

Polar



Isolux

