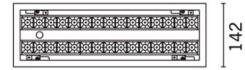
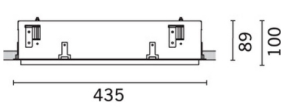



Last information update: April 2025

Product configuration: RB97

RB97: Adjustable 2 x 15 - cell Recessed frame - LED - Warm white - DALI dimmable power supply - Spot Beam



Product code

RB97: Adjustable 2 x 15 - cell Recessed frame - LED - Warm white - DALI dimmable power supply - Spot Beam

Technical description

Recessed rectangular luminaire with LEDs. Shaped steel sheet structural compartment with outer rim. The two linear elements with 15 lighting cells, in die-cast aluminium and independently adjustable, can be used to direct the emission with a tilting adjustability of +/- 30°. Metallised thermoplastic high definition optics, integrated in a rear position in the black anti-glare screen; the structure of the optical system prevents a pinpoint effect, allowing precise, circular light distribution and emission with controlled glare. Supplied with DALI dimmable control gear connected to the luminaire. Warm white LED.

Installation

recessed with mechanical blocking system for false ceilings from 1 to 25 mm; can be installed on ceilings and walls (vertical + horizontal) - preparation slot 135 x 428

Colour

Black / Black (43) | Black / White (47) | Grey / Black (74)*

Weight (Kg)

3.36

* Colours on request

Mounting

wall recessed|ceiling recessed

Wiring

On power box: screw and quick release connections. The product is fitted with a separate control gear for each lighting body; possibility of separate switching

Notes

dimming function with pushbutton (TOUCH DIM/PUSH): for this option consult the instructions included in the package

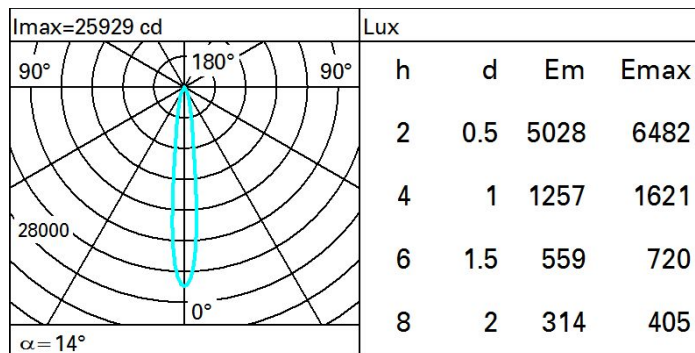
Complies with EN60598-1 and pertinent regulations



Technical data

lm system:	5412	CRI (typical):	92
W system:	67.3	Colour temperature [K]:	3500
lm source:	3300	MacAdam Step:	3
W source:	29	Life Time LED 1:	> 50,000h - L90 - B10 (Ta 25°C)
Luminous efficiency (lm/W, real value):	80.4	Lamp code:	LED
lm in emergency mode:	-	Number of lamps for optical assembly:	1
Total light flux at or above an angle of 90° [Lm]:	0	ZVEI Code:	LED
Light Output Ratio (L.O.R.) [%]:	82	Number of optical assemblies:	2
Beam angle [°]:	14°	Control:	DALI-2
CRI (minimum):	90		

Polar



Utilisation factors

R	77	75	73	71	55	53	33	00	DRR
K0.8	74	70	68	66	70	67	67	64	78
1.0	77	74	72	70	73	71	71	68	83
1.5	81	79	77	75	78	76	75	73	89
2.0	84	82	80	79	81	79	78	76	93
2.5	85	84	83	82	83	82	81	79	96
3.0	86	85	84	84	84	83	82	80	98
4.0	87	86	86	85	85	85	83	82	99
5.0	88	87	87	87	86	85	84	82	100
