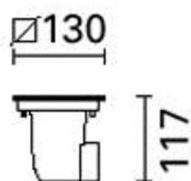


Last information update: May 2024

Product configuration: BD76

BD76: Light up walk professional - led warm white

**Product code**BD76: Light up walk professional - led warm white **Attention! Code no longer in production****Technical description**

Ground-recessed luminaire designed to use Warm White 3100K LEDs as a path marker light, a guide and indicator. Consists of a cast aluminium body and outer casing, with stainless steel frame and bolts and screws. The outer casing for installation can be ordered separately from the optical assembly. Visual comfort is guaranteed by the perfectly even white glass. The top of the optical assembly is closed by two screens: one made of 10 mm thick transparent tempered sodium – calcium glass and the other made of 2 mm thick opal methacrylate, with relative silicone seal, compressed by the 4 mm thick AISI 304 stainless steel frame. The bottom contains a decompression box for the wiring, with two quick coupling terminals and a stainless steel PG11 cable clamp. The wiring assembly is connected to the lamp assembly with an M11x1 nickel - plated brass cable clamp. This device makes it easy to open the upper glass, eliminating the vacuum effect in the optical assembly and the pump effect on the power cable. The body – optical assembly has a locking system with 2 stainless steel captive screws. The locking system guarantees positioning of the assembly and anchoring to the outer casing. The body – optical assembly and outer casing are painted with acrylic paints to guarantee protection against UV rays and atmospheric agents. The frame, glass, optical assembly and outer casing together guarantee a maximum static load of 5000 kg. The maximum surface temperature of the glass is 30°C. All external screws are made of A2 stainless steel.

Installation

Ground-recessed using outer casing. Once installed, the upper edge of the outer casing must not project above ground level (max. 1 mm allowed). Outer casing dimensions: upper L = 124x124 mm, lower L = 239x239 mm, H = 118 mm.

Colour

Steel (13)

Mounting

ground recessed

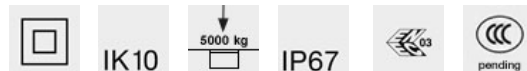
Wiring

Control gear housed in the luminaire body, complete with 95 - 240V, 350mA electronic power supply and lamp

Notes

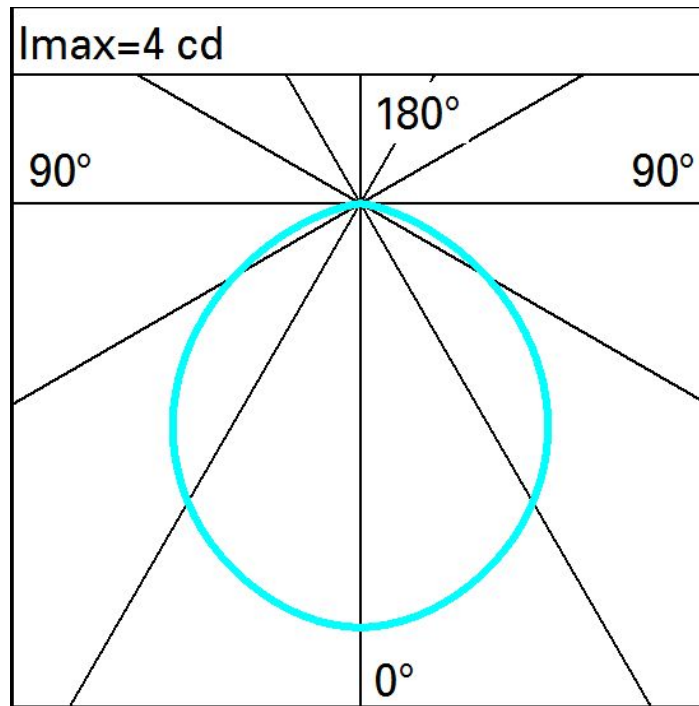
The following are available as accessories: outer casing, coloured filters, pictograms, suction cup and cover plate for outer casing. Available with red and green LED upon request.

Complies with EN60598-1 and pertinent regulations

**Technical data**

lm system:	11	Colour temperature [K]:	3200
W system:	1.8	MacAdam Step:	3
lm source:	87	Life Time LED 1:	50,000h - L80 - B20 (Ta 25°C)
W source:	1.2	Lamp code:	LED
Luminous efficiency (lm/W, real value):	5.9	Number of lamps for optical assembly:	1
lm in emergency mode:	-	ZVEI Code:	LED
Total light flux at or above an angle of 90° [Lm]:	0	Number of optical assemblies:	1
Light Output Ratio (L.O.R.) [%]:	12	Intervallum temperatura ambiente:	from -20°C to +35°C.
CRI (minimum):	80		

Polar



Isolux

