

## Reflex

Design iGuzzini

iGuzzini

Last information update: April 2024

### Product configuration: N055+PA58.01

N055: adjustable luminaire - Ø 153 mm - warm white - medium optic - minimal  
PA58.01: Minimal flange - White



#### Product code

N055: adjustable luminaire - Ø 153 mm - warm white - medium optic - minimal **Attention! Code no longer in production**

#### Technical description

Round adjustable luminaire designed to use an LED lamp with C.O.B. technology in a warm white colour tone 3000K. Version without rim for mounting flush with ceiling. Lower reflector vacuum-metallised with aluminium vapours with an anti-scratch protective layer. Anodised aluminium upper reflector. Black, zinc-plated sheet steel bracket. The luminaire can be rotated 30° relative to the horizontal plane and 358° about the vertical axis. The luminaire is fitted with mechanical locks for light beam aiming. Painted extruded aluminium dissipater.

#### Installation

Installation flush with the ceiling is for false ceilings 12.5 mm thick

#### Colour

Aluminium (12)

#### Weight (Kg)

1.43

#### Mounting

ceiling recessed

#### Wiring

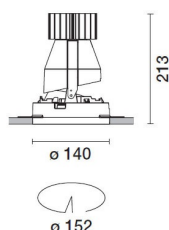
Product complete with electronic components

Complies with EN60598-1 and pertinent regulations



IP20

IP23



### Accessory code

PA58.01: Minimal flange - White **Attention! Code no longer in production**

#### Technical description

Adapter for plasterboard false ceilings and rapid flush with ceiling installations, specifically for adjustable Reflex recessed luminaires. Made of plastic with a border for limiting plaster and holes for installation with screws and anchors suitable for plasterboard (included). Fastening the adapter to the installation surface does not require predefined panel thicknesses.

#### Installation

Preparation hole Ø 152 mm. Fastening the perforated perimeter rim to the installation surface (fixing screws included) - subsequent operations including filling, smoothing to the reference border and finishing - final insertion of the recessed luminaire (separate code) in the adapter.

#### Colour

White (01)

#### Weight (Kg)

0.06

#### Mounting

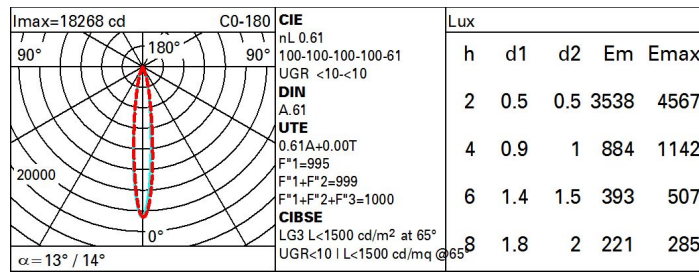
ceiling recessed

Complies with EN60598-1 and pertinent regulations

### Technical data

Im system:	1827	CRI (minimum):	80
W system:	23.7	Colour temperature [K]:	3000
Im source:	3000	MacAdam Step:	2
W source:	21	Life Time LED 1:	> 50,000h - L80 - B10 (Ta 25°C)
Luminous efficiency (Im/W, real value):	77.1	Lamp code:	LED
Im in emergency mode:	-	Number of lamps for optical assembly:	1
Total light flux at or above an angle of 90° [Lm]:	0	ZVEI Code:	LED
Light Output Ratio (L.O.R.) [%]:	61	Number of optical assemblies:	1
Beam angle [°]:	13° / 14°		

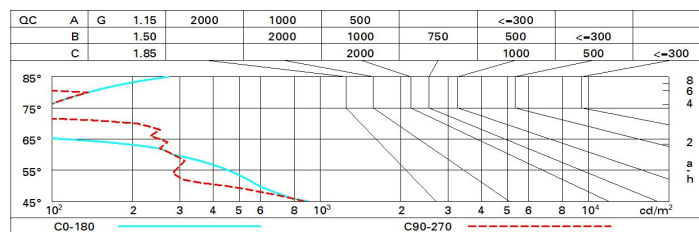
# Polar



# Utilisation factors

R	77	75	73	71	55	53	33	00	DRR
K0.8	55	52	50	49	52	50	49	48	78
1.0	57	55	53	52	54	53	52	50	83
1.5	60	58	57	56	58	56	56	54	88
2.0	62	61	60	59	60	59	58	57	93
2.5	63	62	61	61	61	61	60	58	96
3.0	64	63	63	62	62	62	61	59	98
4.0	65	64	64	63	63	63	62	60	99
5.0	65	65	64	64	64	63	62	61	100

# Luminance curve limit



# UGR diagram

Corrected UGR values (at 3000 lm bare lamp luminous flux)											
Reflect.: ceiling/cav walls work pl. Room dim x y		0.70	0.70	0.50	0.50	0.30	0.70	0.70	0.50	0.50	0.30
		0.50	0.30	0.50	0.30	0.30	0.50	0.30	0.50	0.30	0.30
		0.20	0.20	0.20	0.20	0.20	0.20	0.20	0.20	0.20	0.20
		viewed crosswise					viewed endwise				
2H	2H	-3.1	-1.0	-2.7	-0.7	-0.3	-0.7	1.4	-0.3	1.7	2.0
	3H	-3.2	-1.7	-2.8	-1.4	-1.1	-0.8	0.7	-0.5	1.0	1.3
	4H	-3.2	-2.1	-2.8	-1.7	-1.4	-0.9	0.3	-0.5	0.6	0.9
	6H	-3.2	-2.4	-2.8	-2.0	-1.7	-0.9	-0.1	-0.5	0.2	0.6
	8H	-3.2	-2.3	-2.8	-2.0	-1.6	-0.9	-0.1	-0.6	0.2	0.6
	12H	-3.1	-2.2	-2.7	-1.9	-1.5	-1.0	-0.1	-0.6	0.2	0.6
4H	2H	-3.2	-2.1	-2.8	-1.7	-1.4	-0.9	0.3	-0.5	0.6	0.9
	3H	-3.3	-2.4	-2.9	-2.1	-1.7	-1.0	-0.1	-0.6	0.3	0.6
	4H	-3.4	-2.4	-3.0	-2.0	-1.6	-1.1	-0.1	-0.7	0.3	0.7
	6H	-3.7	-2.0	-3.2	-1.5	-1.1	-1.5	0.2	-1.0	0.7	1.2
	8H	-3.7	-1.8	-3.2	-1.3	-0.8	-1.6	0.3	-1.1	0.8	1.3
	12H	-3.6	-1.6	-3.1	-1.1	-0.6	-1.7	0.2	-1.2	0.7	1.2
8H	4H	-3.9	-2.0	-3.4	-1.5	-1.0	-1.6	0.3	-1.1	0.8	1.3
	6H	-3.9	-2.1	-3.3	-1.6	-1.1	-1.6	0.1	-1.1	0.6	1.1
	8H	-3.6	-2.1	-3.0	-1.6	-1.1	-1.6	-0.2	-1.1	0.3	0.9
	12H	-3.1	-2.1	-2.5	-1.6	-1.1	-1.5	-0.5	-0.9	-0.0	0.5
12H	4H	-4.0	-2.0	-3.5	-1.6	-1.0	-1.7	0.3	-1.2	0.8	1.3
	6H	-3.8	-2.4	-3.3	-1.9	-1.3	-1.6	-0.2	-1.1	0.3	0.9
	8H	-3.4	-2.4	-2.8	-1.9	-1.4	-1.5	-0.5	-0.9	-0.0	0.5
Variations with the observer position at spacing:											
S =		1.0H	3.6 / -3.8		6.4 / -9.1						
		1.5H	6.1 / -4.7		9.1 / -9.8						
		2.0H	8.0 / -5.0		11.1 / -10.1						