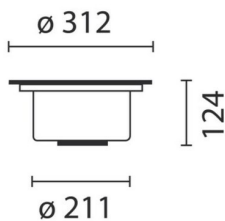



Last information update: April 2024

**Product configuration: B007+L193**

B007: Metal-halide projector 35W HIT - wall-washer optic

**Product code**B007: Metal-halide projector 35W HIT - wall-washer optic **Attention! Code no longer in production****Technical description**

Luminaire recessed into the ground with die-cast aluminium body and outer casing; stainless-steel frame and screws; anodised polished superpure aluminium reflector. It is designed to use metal-halide lamps with wall-washer optic. The outer casing for installation can be ordered separately from the optical assembly. Visual comfort is guaranteed by the a black steel antiglare screen. The optical assembly is closed at the top by a hardened sodium-lime glass (thickness 15 mm) with silicone gasket compressed by an AISI 304 stainless-steel frame. The lower section houses a decompression box for cascade wiring by 6-pole terminal block and double stainless-steel cable-clamp M24x1.5. This section is connected to the optical assembly through a nickel-plated brass cable clamp M15x1. This makes it easier to open the upper glass by eliminating negative pressure inside the optical assembly and the pump effect on the supply cable. The body-optical assembly is equipped with a locking system with two stainless-steel captive screws on which two extruded aluminium supports can slide. The locking system ensures positioning and anchoring of the optical assembly to the outer casing. The acrylic painting of the body-optical assembly and outer casing guarantees protection against UV rays and the external environment. The coupling of frame, glass, optical assembly and outer casing guarantees resistance to a static load of 5000 kg. Glass surface temperature does not exceed 75°C.

**Installation**

Recessed into the ground by means of an outer casing. The upper rim of the installed outer casing should protrude out of the pavement by 1mm MAX. The outer casing has an upper diameter of 289 mm, a lower diameter of 397 mm, and is 125 mm high.

**Colour**

Steel (13)

**Mounting**

ground recessed

**Wiring**

Control gear inside the body of the fitting.

**Notes**

Available accessories: outer casing, coloured filters, suction cup and end cap for the outer casing. Version with antislip glass supplied upon request.

Complies with EN60598-1 and pertinent regulations



IK10



IP67

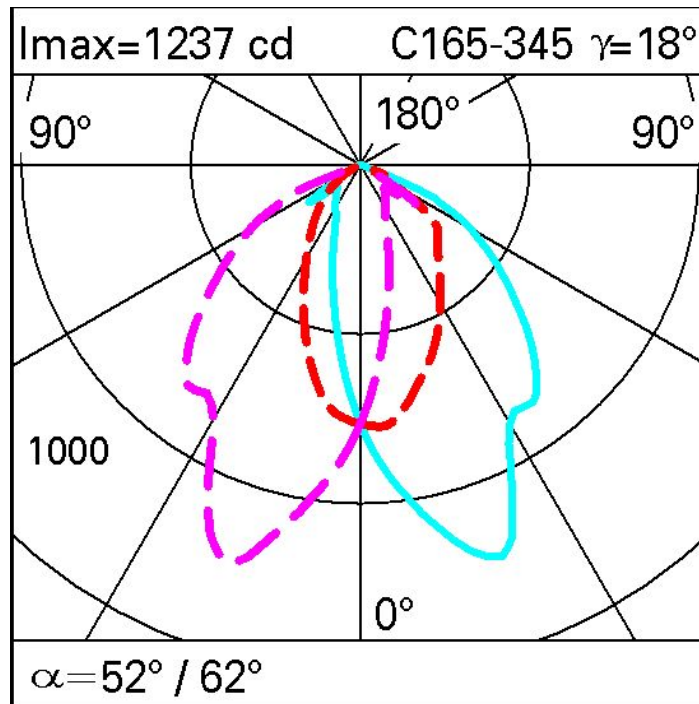


pending

**Technical data**

Im system:	1381	Colour temperature [K]:	3000
W system:	42	Voltage [Vin]:	230
Im source:	3600	Lamp code:	L193
W source:	35	Socket:	G12
Luminous efficiency (Im/W, real value):	32.9	Number of lamps for optical assembly:	1
Im in emergency mode:	-	ZVEI Code:	HIT-CE
Total light flux at or above an angle of 90° [Lm]:	0	Number of optical assemblies:	1
Light Output Ratio (L.O.R.) [%]:	38	Intervallo temperatura ambiente:	from -20°C to +35°C.
CRI:	83		

Polar



Illuminances

Lux													Wall distance = 1m	
3														
	0.2	0.5	1	5	35	59	100	4	0.7	0.2	0.1			
2	0.8	2	11	16	29	120	131	85	37	15	1			
	1	10	7	12	28	75	122	83	45	22	11			
1	5	4	6	10	22	49	81	55	40	23	13			
	2	3	5	8	16	31	49	43	29	21	13			
0														
	m	-2	-1			0		1		2	3			