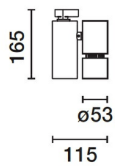


Last information update: June 2023

Product configuration: N336

N336: small body - neutral white - flood optic

**Product code**N336: small body - neutral white - flood optic **Attention! Code no longer in production****Technical description**

Adjustable spotlight with adapter for installation on mains voltage track for high-performance LED source with CoB technology, with monochromatic Neutral White (4000K) emission. Product inclusive of flood optic reflector. The luminaire is made up of two die-cast aluminium cylinders. One cylinder houses the electronic components, while the other houses the optical assembly. Features 360° rotation around the vertical axis and 90° inclination with respect to the horizontal axis. The product is equipped with mechanical locking devices to facilitate aiming. Passive cooling system. A series of flat accessories can be installed, including refractor for elliptical distribution, soft lens, baffle and diffusion filter, as well as one of the following external accessories: anti-glare screen, wall-washer screen and cross baffle.

Installation

Mounted on electrified track or on base

Colour

White (01) | Black (04)

Weight (Kg)

0.7

Mounting

three circuit track|ceiling surface

Wiring

Product inclusive of electronic components

Complies with EN60598-1 and pertinent regulations



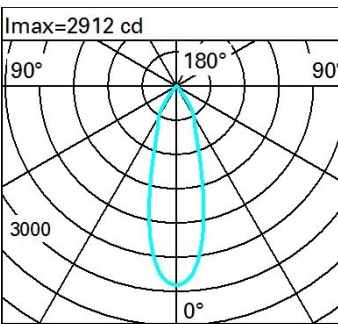
IP20

IP40

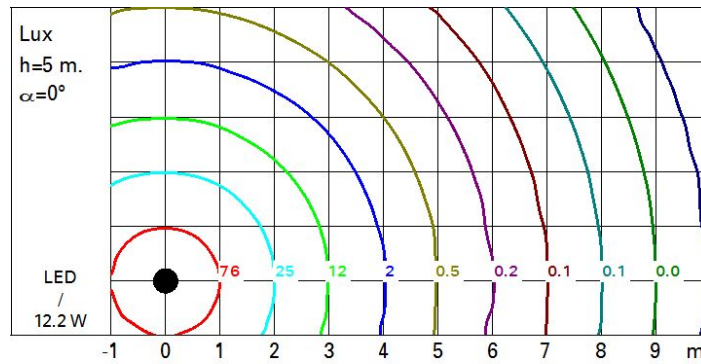
for optical
assembly**Technical data**

Im system:	1182	CRI:	80
W system:	12.2	Colour temperature [K]:	4000
Im source:	1600	MacAdam Step:	2
W source:	10	Life Time LED 1:	> 50,000h - L80 - B10 (Ta 25°C)
Luminous efficiency (Im/W, real value):	96.9	Ballast losses [W]:	2.2
Im in emergency mode:	-	Lamp code:	LED
Total light flux at or above an angle of 90° [Lm]:	0	Number of lamps for optical assembly:	1
Light Output Ratio (L.O.R.) [%]:	74	ZVEI Code:	LED
Beam angle [°]:	30°	Number of optical assemblies:	1

Polar

Imax=2912 cd		Lux			
		h	d	Em	Emax
		2	1.1	575	728
		4	2.1	144	182
		6	3.2	64	81
		8	4.3	36	45
α=30°					

Isolux



UGR diagram

Corrected UGR values (at 1000 lm bare lamp luminous flux)												
Reflect.:		viewed crosswise					viewed endwise					
ceiling		0.70	0.70	0.50	0.50	0.30	0.70	0.70	0.50	0.50	0.30	
walls		0.50	0.30	0.50	0.30	0.30	0.50	0.30	0.50	0.30	0.30	
work pl.		0.20	0.20	0.20	0.20	0.20	0.20	0.20	0.20	0.20	0.20	
Room dim		viewed crosswise					viewed endwise					
x	y											
2H	2H	21.6	22.2	21.9	22.5	22.7	21.6	22.2	21.9	22.5	22.7	
	3H	21.5	22.1	21.8	22.3	22.6	21.5	22.1	21.8	22.3	22.6	
	4H	21.4	22.0	21.7	22.2	22.5	21.4	22.0	21.7	22.2	22.5	
	6H	21.3	21.8	21.7	22.1	22.5	21.3	21.8	21.7	22.1	22.5	
	8H	21.3	21.8	21.7	22.1	22.4	21.3	21.8	21.7	22.1	22.4	
	12H	21.3	21.7	21.6	22.1	22.4	21.3	21.7	21.6	22.1	22.4	
4H	2H	21.4	22.0	21.7	22.2	22.5	21.4	22.0	21.7	22.2	22.5	
	3H	21.3	21.7	21.7	22.1	22.4	21.3	21.7	21.7	22.1	22.4	
	4H	21.2	21.6	21.6	22.0	22.4	21.2	21.6	21.6	22.0	22.4	
	6H	21.1	21.5	21.6	21.9	22.3	21.1	21.5	21.6	21.9	22.3	
	8H	21.1	21.4	21.5	21.8	22.3	21.1	21.4	21.5	21.8	22.3	
	12H	21.0	21.3	21.5	21.8	22.2	21.0	21.3	21.5	21.8	22.2	
8H	4H	21.1	21.4	21.5	21.8	22.3	21.1	21.4	21.5	21.8	22.3	
	6H	21.0	21.3	21.5	21.7	22.2	21.0	21.3	21.5	21.7	22.2	
	8H	20.9	21.2	21.4	21.6	22.1	20.9	21.2	21.4	21.6	22.1	
	12H	20.9	21.1	21.4	21.6	22.1	20.9	21.1	21.4	21.6	22.1	
12H	4H	21.0	21.3	21.5	21.8	22.2	21.0	21.3	21.5	21.8	22.2	
	6H	20.9	21.2	21.4	21.6	22.1	20.9	21.2	21.4	21.6	22.1	
	8H	20.9	21.1	21.4	21.6	22.1	20.9	21.1	21.4	21.6	22.1	
Variations with the observer position at spacing:												
S =		1.0H	5.4 / -8.7				5.4 / -8.7					
		1.5H	8.2 / -10.6				8.2 / -10.6					
		2.0H	10.2 / -13.2				10.2 / -13.2					