

## Blade R downlight

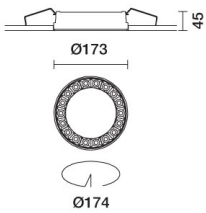

Design iGuzzini

iGuzzini

Last information update: April 2025

### Product configuration: QS94

QS94: Minimal Ø 174 - Wide Flood beam - LED



### Product code

QS94: Minimal Ø 174 - Wide Flood beam - LED

### Technical description

Ring luminaire with 18 optical elements for LED lamps - fixed optics. The optic system guarantees a high level of visual comfort and no glare. The body includes a radiant surface made of die-cast aluminium. Minimal (frameless) version for flush with ceiling installation. For recessed installation in a false ceiling a specific adapter is required that is available with a separate item code. High definition reflectors made of thermoplastic material vacuum-metallised with aluminium vapours, integrated in a set-back position in the anti-glare screen. Supplied with a power supply unit connected to the luminaire.

### Installation

Recessed with steel wire springs for false ceilings from 12,5 to 25 mm thick - Ø 174 installation hole.

### Colour

White (01) | Black (04) | Gold (14)\* | Burnished chrome (E6)\*

### Weight (Kg)

0.68

\* Colours on request

### Mounting

ceiling recessed

### Wiring

On the power supply unit with terminal board included. Available in DALI electronic versions.

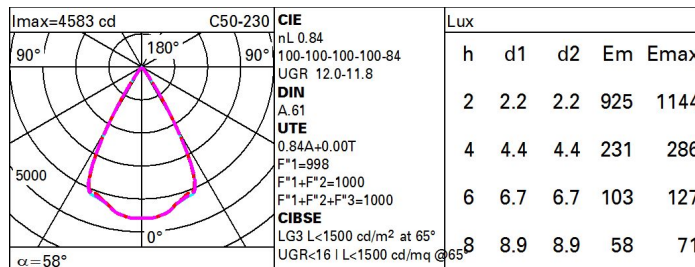
Complies with EN60598-1 and pertinent regulations



### Technical data

Im system:	3654	Colour temperature [K]:	4000
W system:	39.1	MacAdam Step:	2
Im source:	4350	Life Time LED 1:	50,000h - L90 - B10 (Ta 25°C)
W source:	36	Voltage [Vin]:	230
Luminous efficiency (lm/W, real value):	93.5	Lamp code:	LED
Im in emergency mode:	-	Number of lamps for optical assembly:	1
Total light flux at or above an angle of 90° [Lm]:	0	ZVEI Code:	LED
Light Output Ratio (L.O.R.) [%]:	84	Number of optical assemblies:	1
Beam angle [°]:	58°	Control:	DALI-2
CRI (minimum):	80		

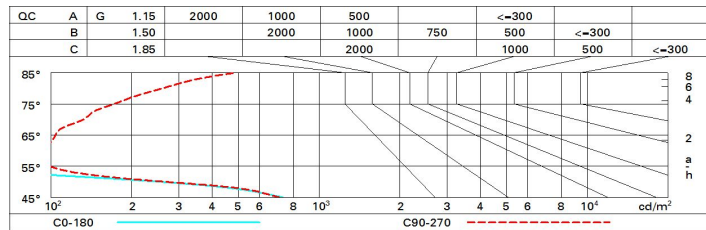
### Polar



Utilisation factors

R	77	75	73	71	55	53	33	00	DRR
K0.8	76	72	69	67	71	69	68	66	78
1.0	79	76	73	71	75	73	72	70	83
1.5	83	80	78	77	79	78	77	74	89
2.0	86	84	82	81	83	81	80	78	93
2.5	87	86	85	84	85	84	83	80	96
3.0	88	87	86	86	86	85	84	82	98
4.0	89	88	88	87	87	87	85	83	99
5.0	90	89	89	89	88	88	86	84	100

Luminance curve limit



UGR diagram

Corrected UGR values (at 4350 lm bare lamp luminous flux)											
Reflect.:		viewed crosswise					viewed endwise				
ceiling/cav		0.70	0.70	0.50	0.50	0.30	0.70	0.70	0.50	0.50	0.30
walls		0.50	0.30	0.50	0.30	0.30	0.50	0.30	0.50	0.30	0.30
work pl.		0.20	0.20	0.20	0.20	0.20	0.20	0.20	0.20	0.20	0.20
Room dim											
x	y										
2H	2H	12.0	13.2	12.9	13.4	13.7	12.4	13.0	12.7	13.2	13.5
	3H	12.5	13.0	12.8	13.3	13.5	12.3	12.8	12.6	13.1	13.3
	4H	12.4	12.9	12.7	13.2	13.5	12.2	12.7	12.5	13.0	13.3
	6H	12.3	12.8	12.7	13.1	13.4	12.1	12.6	12.5	12.9	13.2
	8H	12.3	12.7	12.6	13.0	13.4	12.1	12.5	12.4	12.8	13.2
	12H	12.2	12.6	12.6	13.0	13.3	12.0	12.5	12.4	12.8	13.2
4H	2H	12.4	12.9	12.7	13.2	13.5	12.2	12.7	12.5	13.0	13.3
	3H	12.2	12.6	12.6	13.0	13.3	12.1	12.5	12.4	12.8	13.2
	4H	12.1	12.5	12.5	12.9	13.3	12.0	12.3	12.4	12.7	13.1
	6H	12.1	12.4	12.5	12.8	13.2	11.9	12.2	12.3	12.6	13.0
	8H	12.0	12.3	12.4	12.7	13.1	11.8	12.1	12.3	12.5	13.0
	12H	12.0	12.2	12.4	12.7	13.1	11.8	12.0	12.2	12.5	12.9
8H	4H	12.0	12.3	12.4	12.7	13.1	11.8	12.1	12.3	12.5	13.0
	6H	11.9	12.2	12.4	12.6	13.1	11.7	12.0	12.2	12.4	12.9
	8H	11.9	12.1	12.3	12.5	13.0	11.7	11.9	12.2	12.4	12.9
	12H	11.8	12.0	12.3	12.5	13.0	11.6	11.8	12.1	12.3	12.8
12H	4H	12.0	12.2	12.4	12.7	13.1	11.8	12.1	12.2	12.5	12.9
	6H	11.9	12.1	12.3	12.5	13.0	11.7	11.9	12.2	12.4	12.9
	8H	11.8	12.0	12.3	12.5	13.0	11.6	11.8	12.1	12.3	12.8
Variations with the observer position at spacing:											
S =	1.0H	6.9 / -27.9					6.8 / -18.2				
	1.5H	9.7 / -28.2					9.6 / -18.4				
	2.0H	11.7 / -28.5					11.6 / -18.6				